

EXTREME DIGITAL THE GLOBAL EXPERIENCE

92nd Annual Meeting of the
AMERICAN PROSTHODONTIC SOCIETY

2020 CHICAGO

February 20-21
Swissôtel, Chicago, IL USA



American Prosthodontic Society

4425 Cass St., Suite A,
San Diego, CA, 92109

858.272.1018

info@prosthodont.org

www.prosthodont.org



Transform the way you work

Start injecting with our strongest
direct restorative ever¹

G-ænial™ Universal Injectable

Buy 2,
Get 1
FREE!*



G-ænial™ Universal Injectable

Injectable High-Strength Ultra-Fine Particle Composite

Place, shape, & contour all at once while injecting, to
provide an exceptionally strong & long-lasting restoration!

- Injectable with total control - create anatomy as you inject with no slumping or stringing
- Superb handling with excellent adaptation to the cavity preparation, recommended for Class I, II, III, IV, and V restorations
- Strong and highly durable restorations, exhibiting outstanding flexural strength and wear-resistance
- Long-lasting esthetics - high gloss retention and resistance to discoloration



800.323.7063 • www.gcamerica.com • www.gcamerica.com/training • © 2020 GC America Inc.

*Promo 2407. To receive your no charge goods, send a copy of your authorized dealer invoice dated 5/1/2020 – 5/31/2020 to GC America, 3737 West 127th Street, Alsip, IL 60803 or fax to 800-423-2963 Attn: Customer Care Group. Must be redeemed within 6 weeks of invoice date. Offers cannot be combined with any other offers or promotions. No substitutions allowed. Offers are valid in the US and Canada only. No charge goods will be of equal or lesser value to the lowest selling unit price. Please allow 6-8 weeks for no charge goods delivery. No charge goods will be fulfilled by GC America unless noted otherwise. All promos expire 5/31/2020.
1 Restorative strength defined as flexural strength

TABLE OF CONTENT

American Prosthodontic Society (APS)	04
Officers & Executive Council	05
2020 APS Sponsors & Exhibitors	06
Program Schedule At-A-Glance	08-09
Thursday, February 20, 2020- Speakers Bios & Abstracts.....	10-12
Friday, February 21, 2020- Speakers Bios & Abstracts	14-17
Digital Poster Program	14
Committees	18
Past Presidents.....	19
American Prosthodontic Foundation Supporters.....	20
Speaker Conflict Disclosures	20
New Members	21
Award Recipients	22
Graduate Prosthodontic Program	22
Award Abstracts	23

Join APS Today!

NOT ALREADY A MEMBER? COME GROW WITH US

We invite you to apply for membership, whether you're a generalist, specialist, technologist or student, you will find a professional home in APS. Membership applications are available at the Registration Desk, or you can sign up online at prosthodontic.org.

APS Meeting Goals

- Highlight evidence-based dentistry, where scientific research is applied to clinical dentistry
- Provide interdisciplinary instruction and advanced knowledge in prosthodontic education
- Provide an international representation in the prosthodontic field
- Create an environment for networking, professional interaction and knowledge sharing among participants





Welcome to the American Prosthodontic Society (APS)!

Dear APS Members,

I hope this message finds everyone well and happy being in Chicago at our annual meeting. The weather may be cold in February, but the warmth is evident at our meeting. This past year has been a busy one that has included a change in governance style and improved communication between the different committees. We have also changed the room venue at the venue site to allow for more space and inclusivity with much of our activities in one place. Over the summer, we held a strategic planning session that puts us in good line for the upcoming years with addition of new people upon which we can rely on for solid guidance. Together with the groups in Italy, Japan,

and Mexico, we are about to sign MOUs with the APC (Association of Prosthodontists of Canada) and the SPS (Saudi Prosthodontic Society). This furthers our international reach from the clinical and technical levels.

Our annual meeting is an Extreme Digital Conference bringing people from all around the world to showcase their talents. Dr. Carlo Poggio has been instrumental in putting this meeting together and you are about to see things that you have not seen before. In addition, our Foundation has granted its support for clinical outreach and this will be reported on. Volunteerism is vital to the Society not only at home but also abroad.

The APS is inclusive of Prosthodontic, Restorative and Technical divisions, who all hold equal membership. You can travel the world and you won't see this very often. I hope you enjoy what we have in store for you and continue to support our society. We are growing and expanding. Be part of it.

This is now a time for renewed fellowship, camaraderie and professional experiences. Enjoy our meeting and what the future holds.

Dr. Izchak Barzilay,
DDS, Cert, Prostho., MS, FRCD(C)
President American Prosthodontic Society

ADA C-E-R-P® | Continuing Education
Recognition Program

The American Prosthodontic Society is an ADA CERP Recognized Provider. ADA CERP is a service of the American Dental Association to assist dental professionals in identifying quality providers of continuing dental education. ADA CERP does not approve or endorse individual courses or instructors, nor does it imply acceptance of credit hours by boards of dentistry. APS designates this activity for 13 continuing education credits.

Survey and Continuing Education Information

An overall evaluation of the meeting will be sent post-event. To receive a continuing education letter, attendees must submit a CE claim form. Forms will be sent via email following the event.



OFFICERS AND EXECUTIVE COUNCIL



President
Izchak Barzilay, DDS, MS



President-Elect
Evangelos Rossopoulos, DDS



Vice President
Jose F. Cortes, DDS



Vice President-Elect
Alon Preiskel, BDS, MRD



Immediate Past President
Todd Fridrich, CDT



Second Past President
Arun Sharma, BDS, MSc




Council 2019
Effrat Habsha, DDS, MSc



Council 2019
Carlo Poggio, DDS



Council 2020
Terry Lindquist, DDS



Council 2020
David Reisberg, DDS



Council 2021
Mario Ganddini, DDS, MS



Council 2021
Nestor Schejtman, DDS



Executive Director
James Hudson, DMD

APS Mission Statement

To promote the advancement of the discipline of prosthodontics by integrating the generalist, specialist and dental laboratory technologist in a manner that will continuously seek improvement of patient treatment. We will accomplish this through education and research.



2020 APS Sponsors & Exhibitors

APS gratefully acknowledges the support and generosity of the following sponsoring companies:

Diamond Sponsor

GC America

GC America is a leading manufacturer of innovative dental products dedicated to quality and customer satisfaction, with enthusiastic sales and marketing professionals committed to excellence.



Gold Sponsor

Avadent



Dentsply Sirona



Ivoclar Vivadent



Silver Sponsor

Panthera Dental



Sesame Communications/
Henry Schein One



Straumann



Thommen Medical



ZirkonZahn



2020 APS Sponsors & Exhibitors

Digital Poster Co-Sponsor

Southern Implants



Media Sponsor

Palmeri Media Group



Quintessence





Exhibitors



ESSENTIAL TITLES FROM QUINTESSENCE

To order, please visit
www.quintpub.com



2020 Program Schedule At-a-Glance

Registration: **Zurich Foyer**
General Session: **Zurich ABC**

Business Meeting: **Zurich EF**
Exhibits & Reception: **Zurich D**

Digital Poster Presentations:
Zurich Foyer

Thursday, February 20, 2020

7:00 – 8:00 am	Continental Breakfast/Exhibit and Digital Poster Program Opens	
8:00 – 8:05 am	Call to Order and Opening Remarks	
8:05 – 8:15 am	<i>Presentation of Golden Medallion</i>	
8:15 – 8:40 am	Golden Medallion Awardee Presentation: Taking the Mystery out of Occlusion in Implant Dentistry Dr. Baldwin Marchack	
8:45 – 9:45am	Analog to Digital in Implant and Restorative Dentistry Dr. Miguel Stanley	
9:45 – 10:15am	Implant Surgery in the 4th Dimension: Passing Fad or Here to Stay? Dr. Effrat Habsha	
10:15 – 10:45am	Networking Break	
10:45 – 10:55am	Accuracy of Intra-Oral Scanner Compared to Lab Scanner in Full-Arch Implant Prosthesis- Graduate Prosthodontic Student Research Competition Candidate Dr. Davide Romeo	
10:55 – 11:05am	Decontamination Protocols: Conventional and 3D Printed Surgical Guides In Dental Implant Surgery- Graduate Prosthodontic Student Research Competition Candidate Dr. David Remiszewski	
11:05 – 11:15am	Light Transmission and wear of translucent Zirconia after conventional and fast sintering cycle- Graduate Prosthodontic Student Research Competition Candidate Dr. Anvita Maharishi	
11:15am – 12:00pm	Orchestration of Static Guided Surgery, Dynamic Navigation and Guided Prosthesis. A Novel Minimal Invasive Treatment for Edentulous and Terminal Dentition Patients Dr. Alessandro Pozzi	
12:00 – 2:00pm	Break for Lunch & Corporate Forum	
	Corporate Forum Sessions	
	12:30 – 12:55pm	Dentsply Sirona - High-End Printed Dentures! No Longer an Oxymoron? Mr. Conrad Rensburg
	1:00 – 1:25pm	GC America - One and Done: A Universal Injectable Resin for the Restorative Dentist - Dr. Miles R. Cone
	1:30 – 1:55pm	Panthera Dental - Let's Sleep About it - Ms. Béatrice Robichaud
2:00 – 2:05pm	<i>Presentation of Rudd Award</i>	
2:10 – 2:40pm	Rudd Award Recipient Presentation: Awardee Presentation The Evolution Of Digital Dentures - • Introduction • Now • Future Mr. Andy Jakson	
2:45 – 3:30pm	Digital Innovations for Complex Prosthodontics Mr. Enrico Steger	

2020 Program Schedule At-a-Glance

Registration: **Zurich Foyer**
General Session: **Zurich ABC**

Business Meeting: **Zurich EF**
Exhibits & Reception: **Zurich D**

Digital Poster Presentations:
Zurich Foyer

3:30 – 4:00pm	Networking Coffee Break
4:00 – 4:30pm	Digital Denture- Digital Dentistry- The Final Frontier? Mr. Johnny Orfanidis
4:30 – 5:00pm	Because Smiles Have No Borders Dr. Elahe Behrooz <i>American Prosthodontic Foundation Grant Recipient</i>
5:00 – 5:40pm	Digital Workflow in Veneer Cases Dr. Nazariy Mykhaylyuk
5:40pm	Session Adjourn
5:40 – 7:00pm	Reception in the Exhibit Hall
Friday, February 21, 2020	
7:30 – 8:30am	Members Business Meeting & Continental Breakfast
8:30am	Opening Remarks
8:30 – 9:10am	Evolution in Managing Complex Prosthodontic Cases: From Analogue to Digital Drs. Alessandro & Andrea Agnini
9:10 – 10:10am	Color and Appearance from Analogue to Digital- Myths and Facts Dr. Rade D. Paravina & Mr. Aki Yoshida
10:10 – 10:50am	Analog Prosthodontic Principles in the Age of Digital Dentistry Dr. Marcelo Calamita
10:50 – 11:20am	Networking Coffee Break
11:20 – 11:30am	<i>Presentation of Graduate Prosthodontic Research Award</i>
11:30 – 11:40am	<i>Presentation of Digital Poster Awards</i>
11:40 – 12:00pm	Prosthodontic Contest organized by ZeroDonto, the AIOP, the EPA and the APS Changing in the Vertical Dimension to Create New Functional Prosthetic Space Dr. Simone Gismondi
12:00 – 12:40pm	The Synergy of Digital Dentistry and Biology in Implantology. Designing and Treatment Workflow Dr. Stavros Pelekanos
12:40 – 1:20pm	Perfecting Anterior All-Ceramic Full-Coverage Restorations: A Step-by-Step Analog and Digital Approach Dr. Epameinondas Vlachopoulos
1:20 – 1:30 pm	2021 Meeting Dr. Evangelos Rossopoulos
1:30 pm	Meeting Adjourns



Dr. Miguel Stanley

8:45 – 9:45 am

Analog to Digital in Implant and Restorative Dentistry

New technologies are reshaping the way we practice dentistry nowadays. New materials, new designs, computer software and much more are helping us push the boundaries of what we thought “possible” in implant and restorative dentistry. How 3D guided surgery improved the surgical time and outcome; how new regeneration materials are revolutionizing wound healing and soft tissue management; how immediate loading can be a simple procedure but most of all, how to use the best materials and technology to improve your surgical and restorative skills. From the old-school approach to the latest technologies Doctor Stanley and his interdisciplinary team have been working together as a tight unit on solving complex full-mouth cases. By presenting some selected clinical cases, Dr Stanley will walk you through White Clinic’s evolution of digital dentistry, how to introduce it in your day-to-day workflow and how it helps save time and stress.

At the conclusion of this lecture participants will be able to or have gained an understanding of:

- How can digital dentistry change the way I work? Does it make things easier and faster?
- How do I transit from analog dentistry to digital dentistry?
- How working with the cloud and interdisciplinary teams around the globe can make you improve your practice

Dr. Miguel Stanley is a dental surgeon with a passion for complex oral rehabilitation, who has a team of highly specialized dentists that focus on everything from basic family dentistry to full mouth complex oral cosmetic rehabilitation. A trained implant surgeon and cosmetic dentist that graduated in 1998, Dr Stanley has become a recognized opinion leader in the field of both cosmetic dentistry and complex implant surgery. Being the first Portuguese dental XP expert since 2009, for the past 16 years he has been lecturing around the world, sharing his passion for this field. In recent years Dr Stanley has transitioned his practice and his team into the digital era. Today he has a team entirely dedicated to the complete digital workflow in dentistry. He created the No Half Smiles philosophy and the Slow Dentistry concept. He’s passionate about ethics and quality in dentistry. Dr Miguel loves to share his vision with the younger future generations of dentists. His license to practice in Portugal, UK and Dubai. Dr Stanley is also the first dentist to host the first ever documentary on National Geographic on dentistry.



Dr. Effrat Habsha

9:45 – 10:15 am

Implant Surgery in the 4th Dimension: Passing Fad or Here to Stay?

Digital technology has had a dramatic impact on all disciplines of dentistry, particularly in the fields of Prosthodontics and Surgery. The evolution of digital technologies has provided dental professionals with the possibility of following a completely digital workflow beginning at diagnostic treatment planning to prosthesis fabrication. Incorporation of digital technologies in implant dentistry has improved patient outcomes as implant placement is prosthetically driven. There are tremendous benefits to the incorporation of digital technologies and workflows in the surgical realm. This presentation will provide practical and pragmatic overview of the digital tools and technologies used in the surgical aspect of implant care. The

benefits of static and dynamic surgical guidance will be reviewed, with particular attention to dynamic guidance. Some of the challenges, limitations and inefficiencies encountered utilizing these technologies will be described.

At the conclusion of this lecture participants will be able to or have gained an understanding of:

- Demonstrate the utilization of digital technology in Implant Dentistry
- Review the accuracy, benefits and limitations of guided and dynamic implant surgery
- Show how all technologies can be used in the prosthodontic practice for the significant benefit of the patient

Dr. Effie Habsha received her Bachelor of Science degree and earned her DDS degree from the University of Toronto. Upon graduation, she completed a one-year General Practice Residency at Mount Sinai Hospital in Toronto, ON. Dr. Habsha received her Diploma in Prosthodontics and Master of Science degree, both from the University of Toronto. She is a Fellow of the Royal College of Dentists of Canada (RCDC) and is an examiner and Section Head for the Oral Examination in Prosthodontics for the RCDC. Dr. Habsha is an Adjunct Assistant Professor at the Department of Dentistry, Eastman Institute for Oral Health at the University of Rochester Medical Center. She has served as an Assistant Professor at the University of Toronto and currently instructs both at the undergraduate and graduate level in Prosthodontics at U of T. Dr. Habsha is a Professor at George Brown College of Applied Arts and Technology and is the On-staff Prosthodontist at MedCan clinic in Toronto. She holds an appointment as Staff Prosthodontist at Mount Sinai Hospital where she instructs the dental residents and is involved in various clinical research projects. Dr. Habsha is an Associate Fellow of the Academy of Prosthodontics and Greater New York Academy of Prosthodontics, a Fellow of The Pierre Fauchard Academy and holds memberships in numerous Prosthodontic organizations and societies. She lectures both nationally and internationally on various Prosthodontic topics and maintains a private practice limited to Prosthodontics and Implant Dentistry in Toronto.



Dr. Alessandro Pozzi

11:15 am – 12:00 pm

**Orchestration of Static Guided Surgery, Dynamic Navigation and Guided Prosthesis.
A Novel Minimal Invasive Treatment for Edentulous and Terminal Dentition Patients**

The computer guided implant surgery and the Navigation system introduced a novel minimally invasive concept in the treatment of total edentulous and terminal dentition patients, with new perspectives based on bone graftless rehabilitation, complication-free implant surgery and immediate function. The novel digital implant planning software allow the creation of the virtual patient directly from the CBCT, enhancing a digital pathway based on facially driven virtual diagnostic waxing, prosthetically and soft tissue driven implant positioning and immediate fabrication of implant-supported screw-retained interim restorations. The new DASS technique to sculpture the bone and soft tissue and achieve a scalloped interface for pink free restoration will be presented. The interplay between the guided surgery planning software and the

Navigation System drives the virtual planning and the minimal invasive implant and prostheses positioning to the next level in terms of accuracy, predictability and low morbidity.

At the conclusion of this lecture participants will be able to or have gained an understanding of:

- Understanding the benefits and disadvantages of using digitally guided surgery and prosthetics techniques
- Gain knowledge on the different clinical indications of CAD/CAM template guided implant surgery and x-guide navigation implant surgery
- Feel confidence and being able to differentiate when immediate loading is feasible
- Managing the soft tissue interface for pink free full arch restorations

Alessandro Pozzi, DDS, has been in practice in Rome, Italy since 1997, and formally trained in the inter-related areas of Orthodontics, Oral surgery and Prosthodontics. Currently, he has been entitled by the Ministry of Education and Research as Full Professor in Oral Sciences in Italy and he is Adjunct Associate Professor at the Goldstein Center for Esthetics and Implant Dentistry of Augusta University, USA. Researcher and scientist, widely published, he has been carrying on clinical researches on the cutting edges technologies to integrate the digital workflow in implant dentistry. As a researcher, he received the 2013 Judson C. Hickey Scientific Writing Award in the Clinical Report Category. Guest Lecturer in the Continuing Education in Implant Dentistry at the UCLA University, Los Angeles. Co-Author with PK Moy and John Beumer of the textbook Fundamental of Implant Dentistry, Quintessence Publisher. Active member of the Academy of Osseointegration and of the Italian Academy of Esthetic Dentistry. Member of the Editorial Board of the Clinical Implant dentistry and Related Research Journal and of the International Journal Oral Implantology. He has been lecturing in the most prestigious congresses and academies since 2010. He holds international training courses on digital implant dentistry and aesthetics in his center for Oral Rehabilitation based in Rome Italy. www.studioalessandropozzi.com



Mr. Enrico Steger

2:45 – 3:30 pm

Digital Innovations for Complex Prosthodontics

The Evolution in Managing Complex Prosthodontic Cases from Analogue to Digital. Zirkonzahn founder – Enrico Steger MDT – illuminates cutting-edge digital workflows strengthening interdisciplinary collaboration within the treatment team for more predictable and customized patient care outcomes. Highlighting the advent of CAD/CAM as a catalyst for the transformation of traditional craftsmanship, Steger emphasizes the crucial role of continued education to harness the power of a complete digital workflow inside the dental practice. Providing innovative working methods from implant planning to 3D virtual patient diagnostics, the visionary will analyze clinical cases and discuss the myriad digital treatment solutions that differentiate the

modern in-office laboratory. At the conclusion of this lecture participants will be able to or have gained an understanding of:

- Dynamic Patient Analysis with Digital Facebow
- Digital Planning for Immediate Provisionalization
- Myriad Application of Final Materials in Complex Prosthodontics

Enrico Steger, MDT is the founder and owner of Zirkonzahn, an international firm located in Italian Alps and strongly related to its homeland values of trust, responsibility, discipline and perseverance. Well-known in the dental sector for the invention of several innovative dental solutions, including the Prettau® Bridge.



Mr. Johnny Orfanidis

4:00 - 4:30 pm

Digital Denture -Digital Dentistry - The Final Frontier?

In the past few years we have seen an enormous interest and progress in digital systems and digital workflows. Acquiring the appropriate data for manufacturing is critical, however the patient is still the priority. Digital workflows are designed to enhance the patient experience by reducing errors as well as time in the chair. Digital workflows also increase the patients perception of expectations, thus a better quality of life. All digital systems incorporate every possible outcome for any type of prosthesis.. So are we done? Have we reached the end? I think NOT. We broke barriers of dentistry by incorporating additional features, such as including a nose or ear with the prosthesis. This synergistic approach can be repeated accurately without inconveniencing a traumatized patient from multiple visits and inaccuracy. While the final frontier is infinite, the path provides a better quality of life and oral health for our patients, while capturing synergism throughout the entire dental team; Doctor, Assistant, Hygienist, Periodontist, Restorative, Laboratory Technologist, and auxiliaries. At the conclusion of this lecture participants will gain an understanding that there are no limits to digital dentistry.

John Orfanidis is the Director of CAD/CAM and Design for Dynamic Dental Solutions in Jacksonville, FL. He is a third generation dental technician and has been around dental labs and clinical environments all his life. John has been at the forefront of advanced digital dental technology, having worked and consulted for companies such as 3M, Heraeus, Kulzer North America, and SensAble. Due to his extensive experience with various scanners, He has aided in development for scanning sequencing for DOF and Open Technologies. He has lectured internationally with Dr. Gerrard Kugel and Dr. Ron Perry on veneers , bonding, impression materials and processes. He was also instrumental in building the North American market for Exocad the leading dental design software. John has worked at TUFTS University as the CAD/CAM trainer in the post graduate prosthodontics dept and also held a research associate position which focused on digital technologies and materials. JohnnyO continues to push the limits for manufacturing in dentistry and for a better quality of life for patients.



Dr. Elahe Behrooz,

*American Prosthodontic
Foundation Grant
Recipient*

4:30 - 5:00 pm

Because Smiles Have No Borders...

Little is accomplished in the field of Prosthodontics in terms of outreach. This presentation focuses on an outreach program aiming to provide dental care in underserved rural Uganda. It elaborates on personal and professional growth by participating in outreach endeavours and intends to identify barriers for provision of dental care and create replicable models to improve oral health globally. The impact of the APS foundation's support on this endeavour has been profound in the provision of financial aid to personnel who partake in outreach.

At the conclusion of this lecture participants will be able to or have gained an understanding of:

- Personal and Professional Growth by Volunteering and Participating in Outreach
- Logistics of a Dental Outreach Initiative
- Impact of Foundation Support on Global Dental Health

Dr. Elahe Behrooz obtained her first DDS degree in Iran and her Master of Business Administration (MBA) from the Eric Sprott School of Business, Carleton University. She obtained her second DDS degree from the University of Toronto (U of T) with honors and is a graduate of the Prosthodontic program at the U of T. She has been the recipient of numerous awards and has authored and co-authored multiple publications. She holds fellowship in the Royal College of Dentists of Canada (RCDC(C)) and memberships of multiple organizations including the Royal College of Dental Surgeons of Ontario (RCDSO), Ontario Dental Association (ODA), the American College of Prosthodontists (ACP), the American Prosthodontic Society (APS), and the OKU honorary dental society. Her passion for prosthodontics extends to provide dental and specialty services in remote underserved areas.



Dr. Nazariy Mykhaylyuk

5:00 - 5:40 pm

Digital Workflow in Veneer Cases

Analogue vs. Digital Dentistry. Throughout the years proper protocols were created by top world specialists. Then, microscopes and other magnification systems were introduced into a daily practice, and now it is difficult to imagine dentistry without them. Everything seemed completed. But no... Modern dentistry moves one. We are going digital.

Nazariy Mykhaylyuk is a specialist in a field of microscopic dentistry (mostly indirect restorative dentistry). Works in Kyiv and Ivano-Frankivsk, Ukraine in family clinics in a team with his father and dental technician Bogdan Mykhaylyuk (M.Vision Lab - Oral Design Ukraine). Focused on digital dentistry. Clinical work 70%, lecturing 30%.

SpeedCEM[®] Plus

Self-adhesive resin cement



A BIG PLUS FOR ZIRCONIA

THE PLUS FACTORS:

- + **Excellent self-cure performance**
ideal for zirconia and metal-ceramics
- + **User-friendly** handling and easy clean-up
- + **Efficient process** with just one component

GET A *FREE* ZIRCONIA CEMENTATION KIT!

Learn more: www.ivoclarvivadent.us/speedcem-plus

ivoclarvivadent.com

For more information, call us at 1-800-533-6825 in the U.S., 1-800-263-8182 in Canada.
© 2020 Ivoclar Vivadent, Inc. Ivoclar Vivadent, IPS e.max, ZirCAD and SpeedCEM are registered trademarks of Ivoclar Vivadent, Inc.

**ivoclar
vivadent[®]**
passion vision innovation



Drs. Alessandro & Andrea Agnini

8:30 – 9:10 am

Evolution in Managing Complex Prosthodontic Cases: From Analogue to Digital

In prosthetic rehabilitations, we used for many years codified and widely described protocols in literature, with results that met our expectations and well above those of our patients. It is true that the advent of new technologies has enabled the dental team to use new material and new equipment that facilitated the production of an adaptation and an accuracy of the prosthetic rehabilitation that has, up to now, been difficult to obtain. Today, intra-oral mapping technology is one of the most exciting new areas in dentistry since three dimensional scanning of the mouth is required in a large number of procedures such as prosthodontics, implant dentistry and orthodontics. All the existing intra-oral scanners are trying to face the limitations and the disadvantages of the traditional impression procedure maintaining an high accuracy level in order to be used as an efficacious alternative to the conventional impression technique. With this presentation, the authors analyze different cases, highlighting the operational differences that they have developed over time, with the increasing knowledge of the new materials and the daily developing of the new softwares. It is also described how traditional materials and techniques have been replaced with other innovative new technologies, and how the results obtained with these are systematic and overlapping times better than traditional one.

At the conclusion of this lecture participants will be able to or have gained an understanding of:

- Possibilities for accurate full arch intra oral digital scanning
- Overview on the latest updates on technologies and materials
- Key points for an accurate full digital workflow in complex cases materials. JohnnyO continues to push the limits for manufacturing in dentistry and for a better quality of life for patients.

Dr. Alessandro Agnini graduated in 1989 from the University of Modena and Reggio Emilia, Italy. He has private dental practices in Modena and Sassuolo, Emilia Romagna, where he dedicates only to Fixed Prosthetic Dentistry, Periodontology and implant Dentistry. He attended the “Fixed Prosthetic” program of studies with Doctor Gianfranco Di Febo in the two years 1991 - 1993 and the Periodontology program of studies with Doctor Gianfranco Carnevale in the two years 1993 - 1995. In 1995 he attended the One Year Program in Implant Dentistry with Doctor Mauro Merli. Since 2006 he is an active member of the Italian Academy of Prosthetic Dentistry. He is an adjunct Professor at the University of Modena and Reggio Emilia, Italy, for the teaching of Fixed Prosthetic Dentistry and Implant Prosthetic Dentistry. He is author and co author of italian and international scientific publications and italian and international lecturer. He is the scientific director, since 2008, of the annual courses in Fixed Prosthetic Dentistry, Periodontology and Implant dentistry based at his own private office in Sassuolo. Since 2011 he is a lecturer of the Dental Xp Website, being also part of the Editorial Board. Author of the book “The Digital Revolution: the learning curve” edited by Quintessence

Dr. Andrea Mastrosera Agnini graduated in 2007 from the University of Modena and Reggio Emilia. Dr Agnini works in private practice in Modena and Sassuolo, Emilia Romagna, Italy, following his brother, Alessandro, focusing on Fixed Prosthetic Dentistry, Periodontology, and Implant Dentistry. He attended the NYU College of Dentistry in the years 2009 - 2011 having, among others, as teachers and mentors Doctor Dennis Tarnow, Doctor Christian Stappert, Doctor Stephen Chu and Doctor Michael Bral. He has been the Clinical Research Fellow of the Ashman Department of Periodontology and Implant Dentistry at NYU, under the supervision of Dr Sang Choon Cho. He is co-author of various Italian and international scientific publications and international lecturer. He is part, since 2008, of the scientific committee of the annual programs in Prosthetic Dentistry, Periodontology and Implant Dentistry based at Studio Agnini Odontoiatria. Since 2011 he is a lecturer of the Dental Xp Website, being also part of the Editorial Board. Author of the book “Digital Dental Revolution: The Learning Curve” edited by Quintessence

Digital Poster Presentations Program

The Poster Program will be held in conjunction with the meeting on **Thursday, February 20, 2020 in the Zurich Foyer**

Posters will be digitally displayed in the foyer and within a searchable, online gallery following the conference. Refer to the Digital Poster Presentation handout for a listing of poster topics and presenters.

The 2020 Digital Poster Presentation Program at its 92nd Annual Meeting, February 20-21, 2020, at the Swissôtel Chicago, is designed to showcase new research and innovative ideas from up-and-coming prosthodontists and be the best place to exhibit your findings and engage in conversation with fellow dental professionals.

Sponsored by





Dr. Rade D. Paravina

9:10 - 10:10 am

Color and Appearance from Analogue to Digital- Myths and Facts

Color and appearance are very pertinent to dental practice given their importance for the esthetic outcome and the fact that the vast majority of dental restorations are tooth colored. This lecture will provide an overview of the most recent scientific developments combined with their clinical application. Examples and practical suggestions associated with enhanced esthetic outcome in both the dental office and the dental laboratory will be provided. This includes but is not limited to the nature of color, evidence-based interpretation of clinical outcomes, materials selection and quality control, computer modelling for "white", "pink", and relevance of translucency. Examples of the "analogue/digital" approach, aimed to address some of the drawbacks and provoke paradigm shift, will be provided.



Mr. Aki Yoshida

At the conclusion of this lecture participants will be able to or have gained an understanding of:

- Understand the nature of color appearance and visual threshold in dentistry through the "analogue/digital" point of view
- Review and contrast traditional (empirical) and contemporary (evidence-based) approach to tooth color matching, communication and reproduction
- Compare the "pink" related issues and solutions
- Provide a take-home information on synergy between color and translucency

Rade D. Paravina is a tenured professor in the Department of Restorative Dentistry and Prosthodontics, University of Texas School of Dentistry at Houston. Dr. Paravina has authored/co-edited three books, 15 book chapters, 250+ peer-reviewed publications (papers and abstracts), and has designed/developed several dental products and tests. His work has been cited 1800+ times on Scopus and 4000+ times on Google Scholar. Dr. Paravina is founder and past president of the Society for Color and Appearance in Dentistry (SCAD). He is a recipient of the 2011 E. B. Clark Award, the SCAD Award for Lifetime Achievement, and the 2014 Jerome M. and Dorothy Schweitzer Research Award of the Greater New York Academy of Prosthodontics. He is Director in the Executive Council of the American Academy of Esthetic Dentistry (AAED), and fellow of AAED, SCAD and AADR. He serves as associate editor of the Journal of Esthetic and Restorative Dentistry and editorial board member for the Journal of Dentistry, Journal of Prosthetic Dentistry, International Journal of Prosthodontics, and the American Journal of Dentistry.

Mr. Aki Yoshida is the owner-operator of Gnathos Dental Studio in Weston, Massachusetts USA. The laboratory, originally founded by Dr. Lloyd L. Miller, is an innovative, quality driven dental lab consistently producing the highest level of dental restorations. He is a Fellow member of the AAED and SCAD. He is also an instructor for Kuraray Noritake Dental Supply.



Time to Touch Base with the Future

Introducing Lucitone Digital Print Denture

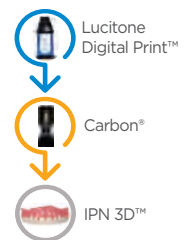
Uniting the latest 3D technology with the proven performance of Dentsply Sirona, Lucitone Digital Print Denture is the cost-effective way to streamline denture fabrication.

- Lucitone Digital Print™ 3D Denture Resin exceeds ISO high impact standards.
- Features new IPN 3D™ Digital Denture Teeth for simple and easy, plug-n-play setup.
- Increases throughput over 900% compared to conventional production methods.



Visit dentsplysirona.com/lucitonedigitalprint to learn more.

©2019 Dentsply Sirona. All rights reserved. Carbon is a registered trademark of Carbon, Inc.





Dr. Marcelo Calamita

10:10 - 10:50 am

Analog Prosthodontic Principles in the Age of Digital Dentistry

High quality dentistry requires an approach that integrates scientific knowledge, clinical skills, technician's expertise, patient's preferences, and team communication. Excellence can become predictable and consistent with the establishment of a systematic approach, from the accurate diagnosis until the final equilibration. New hardware and software assist dentists and dental technicians to integrate the functional and biologic parameters into the esthetic project with a high degree of precision, once the techniques and limits are understood. Based on the scientific based/ clinical relevant binomial, it will be discussed the indications and advantages of the integration of traditional prosthodontic principles with modern digital tools, with

the purpose of clarify the decision-making process and streamline the treatment sequence. Also, it will be reviewed the key elements of precision during tooth preparation, impressions, and occlusal equilibration in order to surpass the patient's expectations, provide efficient function and long-term stability.

At the conclusion of this lecture participants will be able to or have gained an understanding of:

- Introduce a systematic approach to confidently and consistently treatment plan cases with different degrees of complexity.
- Understand how to negotiate the conflicts between the ideal esthetic design versus the biological, structural and functional needs.
- Review the clinical procedures and the digital tools that critically influence the final outcomes.

Dr. Marcelo Calamita, MS, PhD graduated in 1988 from the University of Sao Paulo, where he also obtained his certificate, MS, and PhD in prosthodontics. He is Visiting professor in the Department of Restorative Dental Sciences at the University of Florida and worked as Associate Professor of Prosthodontics at University Braz Cubas and University of Guarulhos. Marcelo Calamita is the former president of the Brazilian Society of Esthetic Dentistry and the Brazilian Academy of Esthetic Dentistry. He was editor-in-chief of the Dental Press Brazilian Journal of Esthetics and currently serves on the editorial board of the International Journal of Periodontics and Restorative Dentistry and International Journal of Esthetic Dentistry, Brazilian editions. In addition, he has lectured nationally and internationally, written numerous scientific publications on treatment planning and esthetic dentistry. He also maintains a private practice in Sao Paulo focusing on comprehensive restorative, esthetic and prosthetic dentistry.



Dr. Stavros Pelekanos

12:00 - 12:40 pm

The Synergy of Digital Dentistry and Biology in Implantology. Designing and Treatment Workflow.

With dentistry becoming more computer controlled, dental profession has experienced an exciting amount of technological growth during the last years. Implant placement through digitally designed guide stents becomes more and more popular as the accuracy, the efficacy and handling of these procedure is evolving fast. On the other hand, CAD CAM prosthetic implant restorations are already implemented since many years in the everyday lab using well-developed lab scanners and software's. The last missing link, the use of intraoral scanners seems to gain more and more the trust of the practitioners in the daily practice. The aim of the

presentation is to analyze thought scientific evidence and daily experience different abutment designs as well as the indications and limitations of the digital process depending on existing materials and known procedures. Emergence profile, chairside intraoral scanning, handling digital impressions, usual mistakes and the full process from digitization to manufacture and final cementation through all the design steps will be clarified. Clinical cases will be presented discussing different clinical approaches, showing the synergy of older and newer biological concepts in the treatment workflow.

At the conclusion of this lecture participants will be able to or have gained an understanding of:

- Different Abutment Designs
- The Limits of the Digital Workflow in the Clinical Practice and Lab
- Step by Step of Helpful Clinical Procedures

Dr. Stavros Pelekanos received his undergraduate degree in Dentistry (D.D.S.) in 1991 from the University of Athens, Greece. In 1993, he obtained his doctoral degree in Prosthodontics (Dr med dent) from the University of Freiburg (Prof. Dr. J.R. Strub), Germany. Following his professional training, Dr. Pelekanos established a private practice in Athens, oriented towards prosthodontics, implantology and esthetic dentistry. In 2002, he was appointed full-time Lecturer at the Department of Prosthodontics, Dental School, University of Athens, Greece, and in 2012 Assistant Professor in the same department. Since 2013, he is an active member of the European Academy of Esthetic Dentistry (EAED). He is a faculty member of gIDE Institute and Dental Tribune, lecturing internationally and performing hands on courses on implants, aesthetics and restorative procedures. In 2008 and 2011, Dr. Pelekanos received 2nd and 1st prize at the scientific award competition of the European Academy of Esthetic Dentistry held in Madrid and Istanbul respectively. To date he has published over twenty articles in peer reviewed journals and 3 chapters in books.



Dr. Epameinondas Vlachopoulos

12:40 - 1:20 pm
Perfecting Anterior All-Ceramic Full-Coverage Restorations: A Step-by-Step Analog and Digital Approach

Today's aesthetic dentistry invests in a broad range of knowledge coming from many sciences and arts. The great contribution of modern technology in the field of materials and machinery, combined with today's most advanced manufacturing techniques is the key to satisfy the aesthetic and functional demands of patients. The need for optimum results in the areas of aesthetics, function and biocompatibility, necessitates more and more the use of all-ceramic restorations, implants, and their combination. However knowledge, talent, technique, artistic ability and perception of the dental technician remain the biggest and perhaps the most important factor to create impeccable work.

The dental technician must have the ability to assess every single time all the factors, in order to select a suitable patient therapy, and also to modify his technique wherever it is necessary for the design and execution, so that the best result can be obtained. In this presentation we will described step by step the daily laboratory process, and the way that art and technology in combination with artistic ability, manage to fulfill with great success excellent accuracy for the requirements of each individual case. Methods and handling for analysis and design will be described in order to understand and be able to select the proper solution for the optimal result.

At the conclusion of this lecture participants will be able to or have gained an understanding of:

- Digital framework design and its importance to the increase of the Zirconia restorations' strength & aesthetics
- Internal stain techniques and fluorescent increase on Zirconia restorations
- Step by step layering on Zirconia and Feldspathic Veneers with the "One Bake Technique"

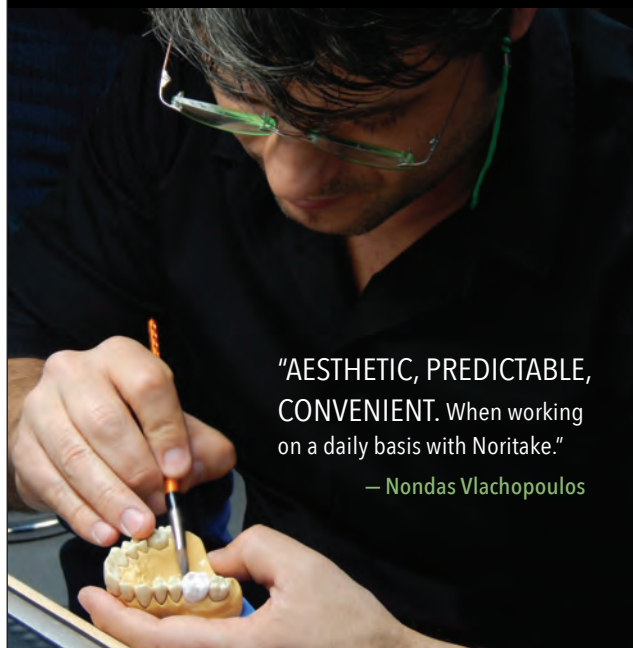
Nondas Vlachopoulos, MDT was born in Toronto, Canada. He graduated from the school of dental technology in 1985. He then acquired a BSc Hons from the School of Dental Technology of the Technological Educational Institution of Athens (1989). In 1990, he established his own dental laboratory "AestheticLab" in Athens. Since 2001, he has been Opinion Leader for Noritake Dental and MPF Brush Co. in Greece. Since May 2014 he is an editorial reviewer at the AACD's Journal of Cosmetic Dentistry (jCD). He specializes in aesthetic all-ceramic and implant restorations. His laboratory collaborates with the Dental School of the National and Kapodistrian University of Athens, Greece and its postgraduate programs of Dental Prosthodontics and Dental Surgery, as well as with the Department of Prosthodontics of the Eastman Institute of Oral Health of the University of Rochester and Chicago, USA. Since September 2015, he is cooperating to the practical education of the Postgraduate program leading to a Master of Science Degree in dental Biomaterials/Materials of Dental Technology. The program is operated by The Department of Dental Technology of the Technological Institution of Athens in conjunction with the Dental School of the National & Kapodistrian University of Athens.

Nondas Vlachopoulos is leading many educational hands-on courses in Greece and worldwide (USA, South America, Europe, Asia and Middle East). He is invited to lecture on dental aesthetics at international meetings and congresses. He has published articles in Greek and international Dental Technology journals.

kuraray

Noritake

SUPPORTING CERAMISTS TO REALIZE THEIR ART



"AESTHETIC, PREDICTABLE, CONVENIENT. When working on a daily basis with Noritake."

— Nondas Vlachopoulos

KATANA™ expands 90-minute sintering to include 3-unit bridge restorations!



UTML (557 MPa), **STML** (748 MPa), **HTML*** (1,125 MPa), **HT** (1,125 MPa), and **LT** (1,125 MPa) *Now available in 14 new shades

CERABIEN™ ZR FC Paste Stain

- Available in 27 shades
- Easy to control appearance
- Can be baked at 750°C/1382°F, lower than conventional external stain



KATANA Zirconia

Super Porcelain EX-3

CZR

Kuraray America, Inc.

Exclusive distributor of Kuraray Noritake Products

www.katanazirconia.com

www.facebook.com/noritake.dental.international/



ZAHN™
A Division of WEISS Technik

1.800.496.9500

www.zahndental.com

KATANA and CERABIEN are trademarks of Noritake Co., Limited

COMMITTEES

2019-2020 STANDING COMMITTEES

EXECUTIVE COMMITTEE

Izchak Barzilay - President
Evangelos Rossopoulos - President Elect
Francisco Cortes - Vice President
Alon Preiskel - Vice President Elect
James Hudson - Executive Director
Todd Fridrich - Immediate Past President
Arun Sharma - Second Past President

AUDITING & FINANCE COMMITTEE

Steve Sadowsky - Chair
James Hudson - Executive Director,

COUNCIL LIAISON

Joseph Huryn
Carlo Ercoli
Antonio Bello

BYLAWS COMMITTEE

Joseph Huryn - Chair
Arun Sharma - Advisor
David Bartlett
Alon Preiskel, Council Liaison

MEMBERSHIP COMMITTEE

Maryse Manasse - Chair
Francisco Cortes - Council Liaison
Nestor Schejtman
Carlo Poggio
Todd Fridrich
Alon Preiskel
James Hudson
Mario Ganddini
Effrat Habsha

ANNUAL MEETING & CONTINUING EDUCATION COMMITTEE

Izchak Barzilay - Chair
Carlo Poggio - Program Chair
Kostas Chochlidakis - Program Sub-Chair
Nestor Schejtman - Poster Co-Chair
Mario Ganddini - Poster Co-Chair
John Ball - Graduate Prosthodontic

PROGRAM CHAIR

Evangelos Rossopoulos - Silent Auction Co-chair
David Reisberg - Silent Auction Co-Chair
Evangelos Rossopoulos - Professional Relations Co-Chair
Effrat Habsha, Professional Relations Co-Chair
James Hudson - Executive Director

COMMUNICATIONS COMMITTEE

Dennis Stiles - Chair
Heeje Lee
Izchak Barzilay
Francisco Cortes
Alon Preiskel
Effrat Habsha
Carlo Poggio
Terry Lindquist, Council Liaison

PROFESSIONAL AWARDS COMMITTEE

Evangelos Rossopoulos - Chair, Council Liaison
Izchak Barzilay
Arun Sharma - Advisor
Todd Fridrich
Carlo Marinello

INTERNATIONAL COMMITTEE

James Hudson - Co-Chair (USA)
Carlo Poggio - Co-Chair (Italy)
Effrat Habsha (Canada)
Mario Ganddini (Guatemala)
Jiro Abe (Japan)
Hiroki II (Japan)
Nestor Schejtman (Mexico)
Rafael del Castillo (Spain)

2019-2020 APPOINTED COMMITTEES

PROSTHODONTIC FORUM REPRESENTATIVES

Izchak Barzilay
Todd Fridrich

STRATEGIC PLANNING COMMITTEE

Izchak Barzilay
Evangelos Rossopoulos
James Hudson
Dennis Stiles
Alon Preiskel
Arun Sharma

MEMBERSHIP TASK FORCE

Evangelos Rossopoulos - Chair
Francisco Cortes
Carlo Ercoli

MEETING FEE/STRUCTURE TASK FORCE

Evangelos Rossopoulos - Chair
Francisco Cortes
Carlo Ercoli
Arun Sharma



PAST PRESIDENTS

2019 - Todd Fridrich
2018 - Arun Sharma
2017 - Joseph M. Hurn
2016 - Steven J. Sadowsky
2015 - Antonio Bello
2014 - John Ball
2013 - James Hudson
2012 - Carlo Marinello
2011 - Carlo Ercoli
2010 - Salvatore Esposito

2000 - 2009

2009 - Baldwin W. Marchack
2008 - Lee M. Jameson
2007 - Harold W. Preiskel
2006 - Dennis J. Stiles
2005 - Gary R. Goldstein
2004 - John D. Jones
2003 - Robert L. Schneider
2002 - Joseph E. Grasso
2001 - Gerald N. Graser
2000 - Ronald H. Jarvis

1990 - 1999

1999 - Karl J. Foose
1998 - Douglas C. Wendt *
1997 - Charles C. Swoope *
1996 - George E. Smutko
1995 - Kenneth D. Rudd *
1994 - Alan C. Keyes
1993 - William A. Jennings*
1992 - William R. Harkins *
1991 - A. Albert Yurkstas *
1990 - Malcolm E. Boone *

1980 - 1989

1989 - Edward J. Kozak *
1988 - Dewey H. Bell, Jr. *
1987 - Charles S. Paraskis *

1986 - William H. McClure *
1985 - Robert W. Shippee
1984 - William H. Pruden II *
1983 - Robert H. Sprigg *
1982 - James B. Lepley *
1981 - Howard J. Harvey *
1980 - Charles J. Ray *

1970 - 1979

1979 - Harold R. Ortman *
1978 - Daniel H. Gehl *
1977 - Edward J. Fredrickson *
1976 - Dayton D. Krajicek *
1975 - James V. Giordano *
1974 - Philip M. Jones *
1973 - Arthur E. Aull *
1972 - Judson C. Hickey *
1971 - Robert B. Underwood *
1970 - E.C. Kelley Geiger *

1960 - 1969

1969 - Ira E. Klein *
1968 - Walter S. Warpeha *
1967 - Frank J. Losey *
1966 - Leon W. Berger *
1965 - Frank A. Farrell *
1964 - Gus J. Perdigon *
1963 - Alfred E. Smith *
1962 - Homer C. Vaughan *
1961 - Lamar Harris *
1960 - Lindsey D. Pankey *

1950 - 1959

1959 - Carl T. Ostrem *
1958 - Fred N. Harris *
1957 - Arthur L. Roberts *
1956 - Samuel S. Cohen *
1955 - Cecil H. Bliss *

1954 - Victor L. Steffel *
1953 - Chester Perry *
1952 - John R. Wallace *
1951 - Harold L. Harris *
1950 - John W. Geller *

1940 - 1949

1949 - Wilfred H. Terrell *
1948 - Louis S. Block *
1947 - Louis S. Block *
1946 - L. Langdon Sheffield *
1945 - L. Langdon Sheffield *
1944 - L. Langdon Sheffield *
1943 - L. Langdon Sheffield *
1942 - L. Langdon Sheffield *
1941 - Merrill Swenson *
1940 - Luzerne Jordan *

1930 - 1939

1939 - Bert Hooper *
1938 - Homer Simpson *
1937 - J. Ben Herring *
1936 - G.E. Tilton *
1935 - Clyde H. Schuyler *
1934 - E. Leslie Eames *
1933 - H.V. Cottrell *
1932 - Field Farrar *
1931 - J.C. McDowell *
1930 - Ralph L. Christy *

* denotes deceased presidents

2018-2020 AMERICAN PROSTHODONTIC FOUNDATION SUPPORTERS

IZCHAK BARZILAY

PACO CORTES BOTELLO

CARLO ERCOLI

TODD FRIDRICH

DAVID FRITZ

JENNIFER FRITZ

EFFRAT HABSHA

JAMES HUDSON

LEE JAMESON

LUKE KAHNG

CARLO MARINELLO

ROY NAKAMOTO

RODRIGO PARAS

EVANGELOS ROSSOPOULOS

DENNIS STILES

JOSEPH HURYN

RONALD JARVIS

ALAN KEYES

ROBERT KREYER JR.

BALDWIN MARCHACK

CARLO POGGIO

CHARLES PUGLISI

DAVID REISBERG

NICHOLAS VERO

SPEAKER CONFLICT DISCLOSURES

This educational forum will comply with appropriate disclosure policies as set forth by the American Dental Association's code of ethics and professional standards. The 2020 APS speakers will verbally disclose any material, financial or other relationships that pose a potential conflict of interest. Such disclosures may also be included in written form within the on-site final program. Speakers will also disclose any unapproved use of products or devices that they will be discussing. Disclosure requirements are not intended to imply any impropriety, but rather to inform the audience that they exist.

The following speakers have disclosed no potential conflict of interest(s) exist:

Marcelo Calamita

Effrat Habsha

Nazariy Mykhaylyuk

Johnny Orfanidis

Rade D. Paravina

Stavros Pelekanos

Alessandro Pozzi

Epameinondas Vlachopoulos

Aki Yoshida

The following speakers have disclosed these relationships which may pose a conflict of interest:

Alessandro Agnini

Align Technology, Zimmer Biomet, Megagen

Andrea Agnini

Align Technology, Zimmer Biomet, Megagen

Elahe Behrooz

American Prosthodontic Foundation

Miguel Stanley

Biotech Dental, Carestream Dental, VHFCam, VPCP EMS, Tekscan, Voco

Enrico Steger

Zirkonzahn Worldwide

APS BUSINESS MEETING

All registered members are invited to join APS officers for the annual business meeting. A continental breakfast will be available.

FRIDAY, FEBRUARY 21

7:30 - 8:30am

Zurich EF

50/50 Drawing

Look out and purchase our raffle tickets to benefit the American Prosthodontic Foundation during our reception with the exhibitors on Thursday.



WELCOME TO OUR NEWEST MEMBERS

Name	Membership Type
Eladio Gonzalez Gomez	Active Dental Tech
James Lee	Active Dental Tech
trupti alva	Active Practicing Dentist
Silvio Arauz	Active Practicing Dentist
Rakan Baaj	Active Practicing Dentist
Nasser Barghi	Active Practicing Dentist
Jean-François Brochu	Active Practicing Dentist
Abd El Naser Emam	Active Practicing Dentist
Dominic Firkin	Active Practicing Dentist
Thomas Giugliano	Active Practicing Dentist
Ramon Gomez Meda	Active Practicing Dentist
Jovan Milanovic	Active Practicing Dentist
Joshua Navarro Ortiz	Active Practicing Dentist
Babak Naziri	Active Practicing Dentist
Erika Otaki	Active Practicing Dentist
Gustavo Perdomo	Active Practicing Dentist
Juan Santos Calmo	Active Practicing Dentist
Bernadette Sawa	Active Practicing Dentist
Cheikh Seck	Active Practicing Dentist
Nadezda Selmic	Active Practicing Dentist
Ester Ugalde	Active Practicing Dentist
Kelvin Afrashtehfar	Student Dentist Member
Zainab Ajeeb	Student Dentist Member
Waleed Alsaeid	Student Dentist Member
Weon Jae Choi	Student Dentist Member
Eduardo Gonzalez De La Torre	Student Dentist Member
Hiba Hawasli	Student Dentist Member
Fatemah Ibrahim	Student Dentist Member
Charmaine Ip	Student Dentist Member
Joseph Lee	Student Dentist Member
Panpicha Maketone	Student Dentist Member
Theocharis Nikellis	Student Dentist Member
Muad Mohamed Suleiman	Student Dentist Member
Charikleia Malamou	Student Dentist Member
Muad Mohamed Suleiman	Student Dentist Member



AvaDent's Patient Accelerator program provides you with proven, comprehensive marketing solutions to help you acquire new dental patients. Allowing you to focus on what you do best, helping people restore their smiles, confidence, and self-esteem.

SPECIAL PROMOTION

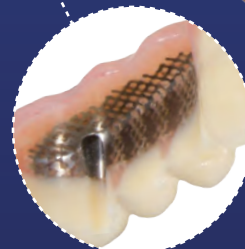
- Custom Website
- 6 Months Search Engine Optimization
- 6 Months Google AdWords Management
- 6 Months Automated Marketing Funnel
- 6 Months Facebook Management
- 6 Months Call Tracking & Reporting
- 90 Days of Call Training for Your Dental Team
- 6 Months License to a Full-Arch Inferomercial*

Get our \$24,000 comprehensive marketing program for FREE when you purchase 13 AvaDent Monolithic Fixed Hybrid Prosthesis for \$48,737

**PROMOTION EQUAL TO
A 49% DISCOUNT
12 MONTH - 0%.
FINANCING
AVAILABLE.**



Printed medical grade Ti-bar with open mesh ensures maximum adhesion between PMMA and titanium



Patented true Monolithic (one piece) Construction means no risk of tooth pop-offs or delamination

www.AvaDent.com

(480) 275-7144

15730 North 83rd Way, Suite 101 • Scottsdale, AZ 85260

Award Recipients



Golden Medallion Award
Baldwin Marchack

The American Prosthodontic Society has selected Baldwin Marchack as its 2020 Golden Medallion Awardee. The Golden Medallion Award is issued periodically to individuals whose contributions to prosthodontics have been exceptional. Learn more about Dr. Marchack and his presentation, "Taking the Mystery out of Occlusion in Implant Dentistry" https://www.prostho.org/aps_awards.html

Previous Golden Medallion Winners:

Dr. Carlo Marinello	2019
Dr. John Beumer III	2018
Dr. Lee M. Jameson	2017
Dr. Harold Preiskel	2016
Dr. Gerald Graser	2015
Dr. Gary Goldstein	2014
Dr. Yasumas Akagawa	2013
Dr. Tomas Albrektsson	2012
Dr. Thomas D. Taylor	2011
Dr. Charles Goodacre	2010
Dr. John W. McLean	2009
Dr. George Zarb	2008
Dr. Howard A. Landesman	2007
Dr. Peter E. Dawson	2006

APS wishes to acknowledge the generous financial support of this award provided by the American Prosthodontic Foundation.



Kenneth D. Rudd Award
Mr. Andy Jakson

The American Prosthodontic Society has selected Mr. Andy Jakson, as its 2020 Kenneth D. Rudd Awardee. The award was developed to promote and encourage dental laboratory technicians and support the advancement of dental technology education. The APS, in conjunction with the editorial council of The Journal of Prosthetic Dentistry, presents this award to a certified dental technician who has made a significant contribution to the advancement of prosthodontics and dental laboratory communities. Learn more about Mr. Andy Jakson and his presentation, "The Evolution Of Digital Dentures • Introduction • Now • Future" https://www.prostho.org/aps_awards.html

Previous Kenneth D. Rudd Award Winners:

Mr. Luke S. Kahng	2019
Dr. Edward A. McLaren	2018
Mr. Dene LeBeau	2017
Mr. Walter Gebhard	2016
Mr. Enrico Steger	2015
Mr. Robert Kreyer, CDT	2014
Ms. Elizabeth Curran, CDT, RDT	2013
Mr. Arnold Wohlwend, CDT	2012
Mr. Vincent V. Alleluia, MDT, CDT, TF	2011
Mr. Matt Roberts, CDT	2010
Mr. Willi Geller	2009
Mr. Roosevelt Davis, MCDT, MS	2008
Mr. Lee Culp, CDT	2007
Mr. Robert Berger, CDT	2006
Mr. Masahiro Kuwata	2005

The generous funding of this award is provided by the Editorial Council of The Journal of Prosthetic Dentistry.

Graduate Prosthodontic Program

The APS is focused on the future of prosthodontics. With that focus in mind, the APS has attracted an exciting field of graduate student candidates for the 2020 Research Competition. Recruited by Dr. John Ball, they will be presenting original work over a wide range of topics. The mission of this program is to provide an annual forum for graduate students to foster high-quality research, enhance oral presentation skills and prepare for the opportunity to publish in the Journal of Prosthetic Dentistry. Furthermore, the APS welcomes the opportunity to develop stronger ties to prosthodontic graduate students and cultivate their future leadership in the Society.

2020 Research Candidates

Dr. Davide Romeo

Accuracy of Intra-Oral Scanner Compared to Lab Scanner in Full-Arch Implant Prosthesis

Dr. David Remiszewski

Decontamination Protocols: Conventional and 3D Printed Surgical Guides In Dental Implant Surgery

Dr. Anvita Maharishi

Light Transmission and Wear of Translucent Zirconia After Conventional and Fast Sintering Cycle



Baldwin W. Marchack

Golden Medallion Award Recipient

Taking the Mystery Out of Occlusion in Implant Dentistry

Now that so many restorations for natural teeth and implants are being made by one type of CAD/CAM system or another, most restorations are being designed on computer using virtual wax-ups selected from a digital library of teeth that are stretched or condensed to fit your particular patient's situation. What is the best way to check the occlusion on these CAD/CAM implant restorations?

The question of whether excessive occlusal forces in implant restorations cause crestal bone loss continues to be a topic for debate among restorative dentists and surgeons alike. What constitutes implant overload? What is the ideal occlusal scheme for implants? How should we check the occlusion when we deliver implant restorations? How should the occlusion on removable implant assisted overdentures be different from the occlusion on fixed implant supported complete dentures?

EDUCATIONAL OBJECTIVES:

- Understand how to adjust the occlusion of CAD/CAM restorations
- Understand the best design for the occlusion of full arch fixed and removable implant restorations



Andy Jakson

Kenneth D. Rudd Award Recipient

The Evolution Of Digital Dentures

Introduction . Now . Future

- A "deep-dive" into understanding the introduction of digital dentures will provide foundational building blocks of knowledge to be built upon.
- Profound understanding of the landscape of digital technology available in the marketplace now.
- Anticipated look into what's to come, and what the future entails for digital dentures.



Simone Gismondi

Prosthodontic Award Recipient

Changing in the Vertical Dimension to Create New Functional Prosthetic Space


Case Presentation: The vertical dimension management is an interesting and debated chapter in the dentistry of the third millennium. We speak of increase, but it is difficult to define the concept of mandibular repositioning. In fact the creation of a new functional space must be reasoned three-dimensionally with an approach that takes into account the variation of the skeletal class where indicated and possible. The dynamic aspect of the mandibular movement as a projection of the individual anatomical of the subject is ultimately the aesthetic aspect as "function of the chewing organ". The latest generation of monolithic ceramics and the great experience of our technicians implement and complete our prosthetic project.

Corporate Forum Presentation Thursday, February 20 | During Lunch

- | | |
|---------------|---|
| 12:30-12:55pm | Corporate Presentation by Dentsply Sirona High-End Printed Dentures! No longer an Oxymoron? - Mr. Conrad Rensburg |
| 1:00-1:25pm | Corporate Presentation by GC America One and Done: A Universal Injectable Resin for the Restorative Dentist - Dr. Miles R. Cone |
| 1:30-1:55pm | Corporate Presentation by Panthera Dental - Let's Sleep About it - Ms. Béatrice Robichaud |



SAVE THE DATE **FOR 2021**



Prosthodontic Olympiad

93RD ANNUAL MEETING OF THE AMERICAN PROSTHODONTIC SOCIETY **FEBRUARY 25-26, 2021**

Swissôtel Chicago

2021 Speakers:

JOSE CARLOS MARTINS DA ROSA

EDWARD MCLAREN

PETRA GIERTHMUEHLEN

RICARDO MITRANI

MARIO IMBURGIA

PANOS PAPASPYRIDAKOS

RONALD JUNG

IRENA SAILER

JOSEPH KAN

DENNIS TARNOW



American Prosthodontic Society

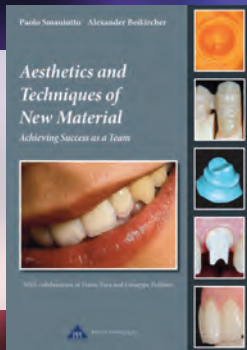
4425 Cass St., Suite A, San Diego, CA, 92109

858.272.1018

info@prosthodontics.org


www.prosthodontics.org

CATCH UP ON YOUR READING!




**Aesthetics and
Techniques of
New Material**
Paolo Smaniotto &
Dr. Alexander Beikircher

\$69 + GST
+ S&H
REG: \$199



AFG Modelling
Alberto Battistelli, Dario
Severino & Oto La Manna

\$145 + GST
+ S&H
REG: \$179



**Fascinating
All-Ceramics**
Oliver Brix

\$159 + GST
+ S&H
REG: \$199



**Knowledge is the
Basis - Success is
the Result**
Paul Giezendanner

\$30 + GST
+ S&H
REG: \$69




**Veneers -
Mini-Invasive
Reconstructions**
Atilio Sommella &
Guerino Paolantoni

\$149 + GST
+ S&H
REG: \$199



**Zirconia - The
Power of Light**
Aldo Zilio

\$149 + GST
+ S&H
REG: \$199



**Aesthetic &
Function**
Claudio Nannini

\$169 + GST
+ S&H
REG: \$189



**Techno-Clinical
Aspects of Fixed
Removable Prosthesis**
24 Authors

\$199 + GST
+ S&H
REG: \$215



Smart. What you see is what you get.

Fast. All in only one firing.

Aesthetic. Natural translucency, opalescence and fluorescence.



Realisation & Photo © Christian Ferrari

ceraMotion®
One Touch

my first
ceramic
in paste

ceraMotion® is the first ceramic in paste. The 2D and 3D pastes have been specially developed for the finish and characterization of all-ceramic monolithic restorations made of lithium disilicate and zirconium oxide.

More information →



VISIT THE LIVE DEMO
OF BASSAM HADDAD


LMT® LAB DAY® Chicago 2020
West Tower, Booth U-7



D
DENTAURUM
USA

Zirkonzahn®

Human Zirconium Technology



HONOR YOUR TALENT

Zirkonzahn USA Inc. – Phone +1 800 989 8931 – Phone +1 678 441 9419 – infousa@zirkonzahn.com

Zirkonzahn Worldwide – Phone +39 0474 066 680 – info@zirkonzahn.com – www.zirkonzahn.com