



# CHICAGO2016

the AMERICAN PROSTHODONTIC SOCIETY

## Changing Patient Care in the New Millennium

88th ANNUAL MEETING OF THE  
AMERICAN PROSTHODONTIC SOCIETY

FEBRUARY 25–26, 2016 • SWISSÔTEL • CHICAGO, ILLINOIS

 @AProthoSociety • #APSChicago16

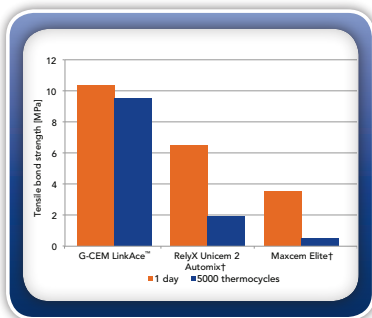
# G-CEM LinkAce™

SELF-ADHESIVE RESIN CEMENT



*"With G-CEM LinkAce™, I am more confident that my restorations will stay in place and that a complete chemical curing of the resin will occur underneath opaque ceramics that do not transmit light well. The physical properties of a material are dependent on a complete cure and GC has engineered this cement to predictably work in the absence of light."*

- Dr. Parag Kachalia



T Not registered trademark of GC America Inc. GCC Internal data on file



## TOUCH of GENIUS™

- Optimal Self-cure Mode: Innovative initiator system (chemical)
- High Bond Durability to Zirconia in ONE Step: Proprietary phosphate monomers
- Exceptional Color Stability: Very low water sorption and HEMA-free
- Unsurpassed Wear Resistance: Small homogeneously distributed particles
- Easy Excess Cement Removal: Only 1-2 second tack cure

**A Winning Hand for  
all Indirect Restorations**



# the AMERICAN PROSTHODONTIC SOCIETY

Welcome to the 88th Annual Meeting of the American Prosthodontic Society! The meeting's theme, "Changing Patient Care in the New Millennium," sets the framework for 1.5 days of relevant and exciting continuing education in advanced prosthodontics, interdisciplinary instruction led by world-renowned experts, and special networking and social events designed to inspire good conversation and build worthwhile relationships. We're thrilled that you've taken the time to attend the 88th Annual Meeting and look forward to another successful conference.

The APS is the only organization that combines the discipline, specialty and technology of prosthodontics. Our membership includes specialists, general dentists, certified and master dental technologists and students. The APS has earned the reputation of being the singular organization with unrestricted membership where all that is required is an interest in prosthodontics. There is no better organization than the APS to bring together the talent, the insight and the experience of practicing dentists, researchers, dental school faculty and administrators and technologists in one meeting devoted to the advancement of prosthodontics.

**ADA C.E.R.P.**® | Continuing Education  
Recognition Program

The American Prosthodontic Society is an ADA CERP Recognized Provider. ADA CERP is a service of the American Dental Association to assist dental professionals in identifying quality providers of continuing dental education. ADA CERP does not approve or endorse individual courses or instructors, nor does it imply acceptance of credit hours by boards of dentistry. APS designates this activity for 13 continuing education credits.

## Survey and Continuing Education Information

Session-level surveys are available through our mobile-enabled site, [www.messageblocks.com/aps2016](http://www.messageblocks.com/aps2016). An overall evaluation of the meeting will be sent post-event. To receive a continuing education letter, attendees must submit a CE claim form. Forms are available onsite and will also be made available post-event.

# Table of Contents

<b>Executive Council</b> . . . . .	<b>5</b>
<b>Annual Meeting Chairs</b> . . . . .	<b>5</b>
<b>Sponsors &amp; Exhibitors</b> . . . . .	<b>6</b>
<b>Program Schedule At-a-Glance</b> . . . . .	<b>7-8</b>
<b>Educational Program &amp; Abstracts</b> . . . . .	<b>9-19</b>
<b>Digital Poster Program</b> . . . . .	<b>20</b>
<b>Graduate Prosthodontic Program</b> . . . . .	<b>22</b>
<b>Award Recipients</b> . . . . .	<b>23</b>
<b>Disclosures</b> . . . . .	<b>24</b>
<b>Exhibition Hall</b> . . . . .	<b>25</b>
<b>Exhibitor Directory</b> . . . . .	<b>26-27</b>
<b>Committees</b> . . . . .	<b>28</b>
<b>Past Presidents</b> . . . . .	<b>29</b>
<b>American Prosthodontic Foundation Silent Auction</b> . . . . .	<b>30</b>
<b>American Prosthodontic Foundation Supporters</b> . . . . .	<b>30</b>
<b>New Members</b> . . . . .	<b>31</b>

## Join the APS Today!

Not already a member? Come grow with us! We invite you to apply for membership—whether you're a generalist, specialist, technologist or student, you will find a professional "home" in the APS. Visit the Resource Center in the registration area, where you can learn about the different categories and benefits of membership and submit your application. We look forward to you becoming a part of the American Prosthodontic Society!

# APS Mission Statement

To promote the advancement of the discipline of prosthodontics by integrating the generalist, specialist and dental laboratory technologist in a manner that will continuously seek improvement of patient treatment. We will accomplish this through education and research.

## 2015 – 2016 EXECUTIVE COUNCIL

**Steven Sadowsky, DDS**  
*President*

**Joseph M. Huryn, DDS**  
*President-Elect*

**Arun Sharma, DDS**  
*Vice President*

**Todd Fridrich, CDT**  
*Vice President Elect*

**Antonio Bello, DDS**  
*Immediate Past President*

**John Ball, DDS**  
*Second Past President*

**Salvatore J. Esposito, DMD**  
*Executive Director*

**Jose Cortes-Botello, DDS**  
*Council 2015*

**Matt Palermo, DMD**  
*Council 2015*

**Robert Kreyer Jr., CDT**  
*Council 2016*

**Evangelos Rossopoulos, DDS**  
*Council 2016*

**Paul L. Child Jr., DMD**  
*Council 2017*

**Alon Preiskel, BDS, MRD**  
*Council 2017*

## 2016 ANNUAL MEETING CHAIRS

**Steven Sadowsky, DDS**  
*Chair*

**Mathew Kattadiyil, DDS**  
*Program Chair 2016*

**Joseph M. Huryn, DDS**  
*Graduate Prosthodontic Chair*

**Arun Sharma, DDS**  
*Corporate Relations Chair*

**Todd Fridrich, CDT**  
*Digital Posters Co-Chair*

**Alon Preiskel, BDS, MRD**  
*Digital Posters Co-Chair*

**Salvatore Esposito, DMD**  
*Silent Auction Co-Chair*

**Evangelos Rossopoulos, DDS**  
*Silent Auction Co-Chair*

## APS Meeting Goals

- Highlight evidence-based dentistry, where scientific research is applied to clinical dentistry
- Provide interdisciplinary instruction and advanced knowledge in prosthodontic education
- Provide an international representation in the prosthodontic field
- Create an environment for networking, professional interaction and knowledge sharing among participants

# Sponsors & Exhibitors

*APS gratefully acknowledges the support and generosity of the following sponsoring companies:*

## DIAMOND SPONSOR



## PLATINUM SPONSOR



## SILVER SPONSORS



## MEDIA SPONSORS

- Aegis Communications
- Elsevier
- Quintessence Publishing Co Inc.
- Wiley

## Exhibition Hall

Exhibits and digital poster presentations will be held in St. Gallen and Montreux Ballrooms.

### Thursday, February 25

7:00 a.m. – 6:30 p.m.

Breakfast, lunch, breaks and the reception will be held in the Exhibit Hall.

## 2016 APS Exhibitors

*Thank you to the following exhibiting companies:*

- American Tooth Industries
- Archworks Dental Laboratory
- AvaDent
- Best Card Team
- BioHorizons
- Brasseler
- Burbank Dental Laboratory
- DENTSPLY Implants
- Doxa Dental
- InfoStar
- Nobel Biocare USA
- Nobilium
- Panthera Dental
- Vitalab Dental Laboratory
- Whip Mix Corporation

*APS does not endorse any specific company, product, service or advertisement.*

# Program Schedule At-a-Glance

**Registration:** 2<sup>nd</sup> Floor Event Centre  
**General Session:** Vevey Ballroom

**Business Meeting:** St. Gallen  
**Exhibits & Reception:** St. Gallen & Montreux

**Digital Poster Presentations:** Foyer between  
 St. Gallen and Montreux Ballrooms

## THURSDAY, FEBRUARY 25

7:00 – 8:00 a.m.	Continental Breakfast <i>sponsored by Elsevier</i>  Registration, Exhibits and Digital Poster Presentations Open	12:10 – 1:30 p.m.	Break for Lunch Corporate Forum <i>(requires additional registration)</i> <b>Dr. Miles Cone</b> <i>On Your Mark, Get Set, PRO! Tips and Tricks to Guide You Through Each Stage of Full-Coverage Indirect All- Ceramic Restorations</i> <i>sponsored by GC America</i> 
8:00 – 8:05 a.m.	Call to Order and Opening Remarks <b>Dr. Steve Sadowsky</b>		
8:05 – 8:10 a.m.	<b>Presentation of the Golden Medallion Award</b>		Corporate Forum <i>(requires additional registration)</i>
8:10 – 8:40 a.m.	<b>Dr. Harold Preiskel</b> <i>The New Millennium: Wisdom versus Technology</i>		<b>Dr. Bernard Robichaud</b> <i>"All-on-removable": A New Family of Wrap-Around Bars That Can Be Removed by the Patient for Better Hygiene, at a Lower Cost</i> <i>sponsored by Panthera Dental</i> 
8:40 – 9:20 a.m.	<b>Dr. Joseph Kan</b> <i>Immediate Tooth Replacement in the Esthetics Zone: 2016 Update</i>		
9:20 – 9:55 a.m.	<b>Dr. Carlo Ercoli</b> <i>Cost-Effective Surgical and Prosthetic Protocols for Simple and Complex Implant Reconstructions</i>	1:30 – 1:55 p.m.	Rudd Awardee Presentation <b>Mr. Walter Gebhard-Achilles</b> <i>The Dental Technologist as an Essential Partner for Successful Restoration in a Changing World</i>
9:55 – 10:05 a.m.	Panel Discussion		
10:05 – 10:25 a.m.	Networking Coffee Break	1:55 – 2:35 p.m.	<b>Dr. Regina Mericske-Stern</b> <i>Concepts of Implant Overdentures for the Edentulous Jaw</i>
10:25 – 11:05 a.m.	<b>Dr. Carlo Marinello</b> <i>The Hybrid Prosthesis on Teeth and Implants. When and How?</i>	2:35 – 3:05 p.m.	<b>Dr. Kirk Pasquinelli</b> <i>Implant Soft Tissue Complications</i>
11:05 – 11:35 a.m.	<b>Dr. Chandur Wadhwani</b> <i>Evolution to Revolution: Implant Abutment Designs of the Future</i>	3:05 – 3:30 p.m.	Coffee Break Exhibits Open Digital Poster Presentations
11:35 a.m. – 12:10 p.m.	Graduate Prosthodontic Presentations	3:30 – 4:05 p.m.	<b>Dr. Marc Geissberger</b> <i>Adhesive Dentistry - Maximizing Success with Direct Bonded Restorations</i>
11:35 – 11:45 a.m.	<b>Dr. Brian Goodacre</b> <i>Comparison of Complete Denture Base Adaptation between CAD/CAM and Conventional Fabrication Techniques</i>	4:05 – 4:45 p.m.	<b>Dr. Baldwin Marchack</b> <i>Esthetics &amp; Implant Prosthetics: Avoiding Failures and Complications</i>
11:45 – 11:55 a.m.	<b>Dr. Karnik Shah</b> <i>De-cementation of monolithic Zirconia single implant restoration using Er:YSGG laser</i>	4:45 – 5:00 p.m.	<b>Question &amp; Answer Session</b>
11:55 a.m. – 12:05 p.m.	<b>Dr. Craig Sikora</b> <i>Wear and Corrosion at the Titanium- Zirconia Implant Abutment Interface</i>	5:00 p.m.	Sessions Adjourn
		5:00 – 6:30 p.m.	Reception in the Exhibit Hall <i>sponsored by Ivoclar Vivadent</i>  Digital Poster Presentations Open

7:30 – 8:30 a.m.	Members Business Meeting & Breakfast	11:10 – 11:40 a.m.	Presentation of the Graduate Prosthodontic Research, Digital Poster Presentation, and International Awards
8:00 – 8:30 a.m.	Continental Breakfast		
8:35 – 9:10 a.m.	<b>Dr. Charles Goodacre</b> <i>Computer-Aided Engineering of Implant Prosthesis: Clinical Treatment Procedures and Fabrication Technology</i>	11:40 a.m. – 12:05 p.m.	<b>Dr. Arun Sharma</b> <i>The UCSF Experience with Zygomatic Implants for Maxillary Defects</i>
9:10 – 9:45 a.m.	<b>Dr. Terry Walton</b> <i>Complications with Tooth and Implant-supported Prostheses - Can We Compare Apples with Oranges?</i>	12:05 – 12:30 p.m.	<b>Dr. Thomas Salinas</b> <i>Maxillofacial Reconstruction: Approaches based on Collaborative Planning and Unique Patient Requirements</i>
9:45 – 10:20 a.m.	<b>Dr. David Bartlett</b> <i>Wearing Away - A Fresh Look at the Causes of Erosive Tooth Wear</i>	12:30 – 1:05 p.m.	<b>Dr. Stephen Parel</b> <i>Shapes: A Curvilinear Retrospective of Over 30 Years with Osseointegration</i>
10:20 – 10:55 a.m.	<b>Dr. Robert Kelly</b> <i>Maximizing Esthetics and Durability with Ceramics</i>	1:05 – 1:15 p.m.	Question & Answer Session
		1:15 p.m.	Meeting Adjourns
10:55 – 11:10 a.m.	Networking Coffee Break		

# Enroll Today!

## *Compendium's* CE Enrollment Plan is a great way to save on CE credits!

- 1 CE Plan enrollees save 50% over individual exam fees.
- 2 This discount CE Enrollment includes all of *Compendium's* courses (plus all supplements) for the low price of \$320.00. This 12-month enrollment offers a minimum of 40 hours of CE credits—at a cost of just \$8 per credit.
- 3 To participate in the CE Enrollment Plan, visit: [dentalaegis.com/go/subscribe2](http://dentalaegis.com/go/subscribe2)

## Compendium

of Continuing Education in Dentistry



AEGIS Publications, LLC is an ADA CERP Recognized Provider.

ADA CERP is a service of the American Dental Association to assist dental professionals in identifying quality providers of continuing dental education. ADA CERP does not approve or endorse individual courses or instructors, nor does it imply acceptance of credit hours by boards of dentistry. Concerns or complaints about a CE provider may be directed to the provider or to ADA CERP at [www.ada.org/cerp](http://www.ada.org/cerp).



AEGIS Publications, LLC is designated as an Approved PACE Program Provider by the Academy of General Dentistry. The formal continuing education programs of this program provider are accepted by AGD for Fellowship, Mastership and membership maintenance credit. Approval does not imply acceptance by a state or provincial board of dentistry or AGD endorsement. The current term of approval extends from 1/1/2015 to 12/31/2016. Provider ID# 205722



# Educational Program & Abstracts



View the event schedule and speaker information on your mobile device:

All information, including session surveys, may be accessed at [messageblocks.com/aps2016](http://messageblocks.com/aps2016)

## THURSDAY, FEBRUARY 25

8:10 – 8:40 a.m.

### THE NEW MILLENNIUM: WISDOM VERSUS TECHNOLOGY

Within the span of one professional career, from start to finish, the new therapeutic techniques that develop are unimaginable at the beginning. This newfound knowledge places a burden on today's clinician.

There are lessons to be learned from false messiahs and situations where prosthodontic principles have been sacrificed on the altar of newfound gurus. This presentation will concentrate on the wise application of current technological innovations.

**At the conclusion of this lecture, participants will be able to:**

- Gain an understanding of the significance of developments within our specialty
- Learn from the experience of our prosthodontic pioneers
- Profit from the wise application of current technological innovations



### Golden Medallion Awardee HAROLD PREISKEL, MDS, MSC, FDS, RCS

Harold Preiskel is Emeritus Professor of Prosthodontics at King's College Dental Institute, where he founded the dental implant program. He is in specialty private practice. Harold

Preiskel graduated from Guy's Hospital Dental School and won a scholarship to study Prosthodontics under the legendary Carl Boucher, obtaining his master's degree at Ohio State University in 1963. Harold Preiskel has served as the first President of The International College of Prosthodontists, the first non-American President of the American Prosthodontic Society, founding co-editor of the International Journal of Prosthodontics and Chairman of its Board, Past President of the American Dental Society of London, the British Dental Association (Metropolitan Branch), the London Dental Study Club and Chaired the International Prosthodontic Symposium in 1982. He was made Alumnus of the Year in 2007 at Kings College Dental Institute and awarded the Webb-Johnson Medallion of the Royal College of Surgeons of England 2008. The Greater New York Academy of Prosthodontics appointed him 'Distinguished Lecturer of the Year 2008'. In 2014, his name became the sixth to be inscribed on the Hall of Fame in Prosthodontics at Ohio State University. He is a Fellow of the Academy of Prosthodontics and of the Royal College of Surgeons of England. Dr. Preiskel is the author of textbooks that have become standard works, some 100 scientific articles, the recipient of numerous prestigious Prosthodontic awards, and is active in research, teaching and practice.

8:40 – 9:20 a.m.

### IMMEDIATE TOOTH REPLACEMENT IN THE ESTHETICS ZONE: 2016 UPDATE

Achieving anterior implant esthetics is a challenging and demanding procedure. To create implant restorations with harmonious gingival contour that emulate nature is a fusion of science and art. Understanding the biologic and physiologic limitations of the soft and hard tissue will facilitate predictability in simple to complex esthetic situations.

This presentation will focus on current implant treatment philosophies and methodologies for immediate tooth replacement in the esthetic zone.

**At the conclusion of this lecture, participants will have gained an understanding of:**

- Prognostic keys for predictable esthetic implant treatment
- Current immediate implant placement & provisionalization concepts
- Management of the implant socket gap



### JOSEPH KAN, DDS, MS

Dr. Kan completed Prosthodontics and Implant Surgical training from Loma Linda University School of Dentistry. He is a professor and maintains a private practice.

# Educational Program & Abstracts

## THURSDAY, FEBRUARY 25

9:20 – 9:55 a.m.

### **COST-EFFECTIVE SURGICAL AND PROSTHETIC PROTOCOLS FOR SIMPLE AND COMPLEX IMPLANT RECONSTRUCTIONS**

Successful dental implant treatment relies on sound, evidence-based, surgical and restorative treatment planning and execution. It is often due to improper diagnosis and treatment planning that “hard-to-treat” preventable complications occur. On the other hand, proper communication among implant team members (including the patient), the development of appropriate protocols for implant placement and related hard and soft tissue grafting procedures, loading protocols and creation of adequate emergence profile can generally and easily predict the final esthetics of our rehabilitations.

**At the conclusion of this lecture, participants will be able to:**

- Learn from a series of clinical “nightmares” that implant complications are generally predictable and avoidable by adequate diagnosis and treatment planning
- Identify protocols and opportunities for synergies between periodontist and prosthodontist
- Understand when and how cost-effective hard and soft tissue grafting can benefit the achievement of adequate implant esthetics



#### **CARLO ERCOLI, DDS**

*Dr. Carlo Ercoli graduated from the “Enrico Berlinguer” Dental Technology Institute in Rome in 1987 and obtained his dental degree from the University of Siena, Italy in 1993. He specialized in Prosthodontics in 1996 at*

*the Eastman Dental Center in Rochester, New York, where he also completed a one-year training in Temporomandibular Joint Disorders in 1997. In 2012, he achieved specialty certification in Periodontology at the University of Rochester Eastman Institute for Oral Health. He is currently Professor, Chairman and Program Director of the Prosthodontic Specialty Training Program at the University of Rochester, Eastman Institute for Oral Health, and a faculty member of the Periodontology Program. Dr. Ercoli is a diplomate of the American Boards of Prosthodontics and Periodontology, an ITI Fellow, holds memberships in several dental organizations and is a Past President of the American Prosthodontic Society. He’s authored several publications and has lectured nationally and internationally. He maintains a faculty practice limited to Prosthodontics and Periodontics.*

10:25 – 11:05 a.m.

### **THE HYBRID PROSTHESIS ON TEETH AND IMPLANTS. WHEN AND HOW?**

The prosthetic restoration of patients with only a few teeth left, as well as of an edentulous patient with a few implants and a hybrid removable denture, requires much decision making and critical thinking during diagnosis, treatment and maintenance. Furthermore, the continuous introduction of new materials and methods complicates the decision making for the team, prosthodontist, technologist and patient. Based on literature and long term results, a clinical concept and workflow is presented that allows successful treatment of demanding clinical situations.

**At the conclusion of this lecture participants will have gained an understanding of:**

- The most important diagnostic aspects to successfully plan a hybrid removable denture
- The different treatment options to successfully conclude a hybrid removable denture
- How to execute the relevant measures for achieving good long term results



#### **CARLO MARINELLO, PROF. DR. MED. DENT., MS**

*Carlo Marinello served as an assistant and associate professor in 1981-1989 for the Department of Fixed and Removable Prosthodontics and Dental Material Sciences, University of*

*Zurich. From 1989-1995, Dr. Marinello was the Visiting Research Professor and Master of Science Degree for the Department of Periodontology at the University of Gothenburg. Since 1995, Dr. Marinello has served as a Chairman of the Clinic of Reconstructive Dentistry and Temporomandibular Disorders at the University of Basel, and is also a Past President of the American Prosthodontic Society.*

---

11:05 – 11:35 a.m.

### **EVOLUTION TO REVOLUTION: IMPLANT ABUTMENT DESIGNS OF THE FUTURE**

Implant abutment designs have evolved around conventional tooth preparation principals that were devised over half a century ago. Does it make any sense that abutments have the same shape and form as a tooth preparation, when the dental implant functions are in a completely different manner than the tooth it replaces?

For optimal success in restoring implants, the clinician must now think and work within the realms of mechanical engineering, fully understanding system design.

Manufacturers have been slow to embrace the fact that we are all engineers now and that the design goal of implant components must be: form follows function. No longer should we rely on inappropriate and antiquated designs applicable to the natural tooth. In 2016, we need a revolution!

This lecture will explore the problems that have evolved as a result of manufacturers and clinicians relating restorative processes to teeth rather than these medical devices. We will discuss using sophisticated, three dimensional modelling with super computers' implant design features that are appropriate for implant components.

#### **At the conclusion of this lecture, participants will have gained an understanding of:**

- Clinical guidance on best restorative techniques
- Evaluate bone and component fit using radiography
- Most up-to-date restorative techniques 2016



#### **CHANDUR WADHWANI, BDS, MSD**

*Chandur Wadhvani is a full-time practicing prosthodontist with an interest in research. He is currently working with several graduate departments including: University of Washington, University of California*

*SF, Oregon Health Sciences and the University of Texas. He has published over 30 articles on implant restoration. Dr. Wadhvani is considered the foremost expert on cements and peri-implant disease association, has won awards for research on implant radiology and has published the first book on cementation in dental implantology. He lectures both internationally and nationally.*

---

11:35 – 11:45 a.m.

### **COMPARISON OF COMPLETE DENTURE BASE ADAPTATION BETWEEN CAD/CAM AND CONVENTIONAL FABRICATION TECHNIQUES**

#### *Graduate Prosthodontic Presentation*

This lecture will compare accuracy and reproducibility of denture base adaptation associated with pack and press, pour, injection and CAD/CAM techniques of fabricating dentures. Forty identical master casts were created to test the four processing techniques. Each cast was scanned using a laser scanner before processing and the intaglio surface of the denture scanned after processing. The two scan files were superimposed using surface matching software. Measurements were made at sixty specific locations providing evaluation of fit discrepancies at the following areas: apex of the denture border, 6mm from the denture border, crest of the ridge, palate and posterior palatal seal.

I will present in detail the results of each test, including accuracy and reproducibility. In conclusion, CAD/CAM fabricated dentures showed improved denture base adaptation and reproducibility when compared to the other processing techniques tested.

#### **At the conclusion of this lecture, participants will have gained an understanding of:**

- Which processing technique provided the most accurate and reproducible denture base adaptation
- Benefits of CAD/CAM denture fabrication
- Use of scanning technology to simultaneously evaluate both positive and negative errors in denture base adaptation



#### **BRIAN GOODACRE, DDS**

*Dr. Brian J. Goodacre received his DDS degree from Loma Linda University School of Dentistry in 2013. He is currently a graduate student in the combined program in prosthodontics and implant dentistry at Loma Linda University School of Dentistry.*

# Educational Program & Abstracts

## THURSDAY, FEBRUARY 25

11:45 – 11:55 p.m.

### **DE-CEMENTATION OF MONOLITHIC ZIRCONIA SINGLE IMPLANT RESTORATION USING Er:YSGG LASER**

#### *Graduate Prosthodontic Presentation*

One of the biggest advantage of screw-retained implant restorations over cemented ones is the ease of retrievability. Erbium lasers can be a potential solution for facilitating retrievability of cemented monolithic zirconia and all-ceramic full coverage implant restorations. The aim of this study was to measure the force required to remove single CAD/CAM monolithic zirconia copings cemented with a definitive and a provisional cement on zirconia and titanium abutments, after the application of Er:YSGG laser.

Resin- modified Glass ionomer (RelyX Luting Plus) and zinc oxide non-eugenol (TempBond) were used to cement thirty-six monolithic Y-TZP zirconia copings on new pre-fabricated AstraTech zirconia and titanium abutments (4.5mm diameter, 9 mm vertical height) with eighteen for each abutment type in this study. These abutment-coping specimens were randomly divided into 12 groups of 3 each, based on the type of abutment, the cement used, and whether laser was applied or not (control). Er:YSGG laser was applied at 6W, 30% water-60% air and 20 Hz repetition rate (300mJ/pulse energy), post cementation, at a distance of 1mm from the coping surface, following a defined pattern. Force required to remove all the cemented copings from their abutments was measured on a universal testing machine.

**Results:** The use of laser resulted in lower debonding force values for both cements compared to control specimens. Within the same cement group, zirconia abutments exhibited higher debonding force values compared to titanium abutments, for both laser applied and control specimens. Statistical analysis also found that the forces required to remove the copings were significantly different between the two cements for each abutment type.

These results might suggest TempBond luting agent as the material of choice for cementation because it allows easier removal of the prosthesis following laser irradiation. Also Er:YSGG laser application over monolithic zirconia restorations, may help lower the debonding force to clinically applicable levels, thus ensuring retrievability of cemented implant restorations.

**At the conclusion of this lecture participants will have gained an understanding of:**

- Use of Er:YSGG laser on single restorations
- Effect of laser on dental cements and ceramics
- Cement vs Screw retained implant restorations



#### **KARNIK SHAH, BDS**

*Dr. Karnik Shah was born in April 1988 in Mumbai (Bombay), India. He graduated from Government Dental College and Hospital – Mumbai, with a bachelor's degree in dental surgery in 2010, and did a preceptorship in Implantology at the UCLA School of*

*Dentistry in 2011. Dr. Shah has been as associate at three different private practices in his hometown, Mumbai after graduating dental school. He now attends The Ohio State University College of Dentistry, where he is finishing his advanced training in Prosthodontics to be a graduate in (July) 2016. His interests includes comprehensive patient care, teaching and research.*

---

11:55 a.m. – 12:05 p.m.

## **WEAR AND CORROSION AT THE TITANIUM-ZIRCONIA IMPLANT ABUTMENT INTERFACE**

### *Graduate Prosthodontic Presentation*

This study investigates the synergistic effects that mechanical wear and corrosion have on the materials at the implant and abutment interface. Utilizing a simulated oral tribocorrosive environment, both titanium (TiV) and zirconia (Zr) balls were slid under free potential against TiV and Roxolid™ discs for 25K cycles. The volume loss was calculated, and surface characterization was performed. Overall, Zr/Roxolid™ groups had the best performance, and Ti/Ti groups had the worst.

**At the conclusion of this lecture participants will have gained an understanding of:**

- The importance of corrosion in the oral cavity
- The synergistic role of wear and corrosion at the implant/abutment interface
- The impact of wear and corrosion on zirconia, titanium, and Straumann Roxolid™ materials



### **CRAIG SIKORA, DMD**

*Dr. Craig Sikora, originally from California, graduated Cum Laude with his DMD degree from the University of Nevada, Las Vegas School of Dental Medicine. He is currently a third-year resident in the Advanced Prosthodontics Program at the University of Illinois, Chicago College of Dentistry.*

---

1:30 – 1:55 p.m.

## **THE DENTAL TECHNOLOGIST AS ESSENTIAL PARTNER FOR SUCCESSFUL RESTORATIONS IN A CHANGING WORLD**

To what extent may the dental technician get involved in the medical care of the patient? This lecture will stress the importance of involving the dental technician at the beginning of the diagnostic process until the finalization of the reconstruction, including the communication between patient, dentist and dental technician.

**At the conclusion of this lecture, participants will have gained an understanding of:**

- Why the dental technician should get involved from the diagnostic process until the finalization of a reconstruction
- How to acquire an individual reconstruction (and meeting the patient's expectations)
- The importance of the communication between dentist, patient and dental technician



### *Rudd Awardee Presentation*

### **WALTER GEBHARD-ACHILLES, CDT**

*Mr. Gebhard graduated from his dental technology school in Karlsruhe, Germany, in 1977. He worked as a ceramist in different laboratories in Germany until 1983 when he moved to Salerno, Italy.*

*There, Mr. Gebhard became the Chief Technician at the Centro Odontoiatrico Salernitano in collaboration with Prof. Dr. Med. Dent. Osvaldo Aquaviva. In 1987, Mr. Gebhard began working in Mr. Alwin Schöneberger's dental laboratory in Glattbrugg, Switzerland, until 1990, when he gained several months experience working with Jürg Stuck, ZTM, in Germany. In 1991, Mr. Gebhard started his own business in Zurich, Switzerland, with priorities on fixed and implant supported reconstructions and functional aesthetic interaction.*

# Educational Program & Abstracts

THURSDAY, FEBRUARY 25

1:55 – 2:35 p.m.

## CONCEPTS OF IMPLANT OVERDENTURES FOR THE EDENTULOUS JAW

Restoring the edentulous jaw implies a rehabilitation of oral structures, facial morphology and replacement of lost tissues. Since investment in time and costs for fixed prostheses is frequently high, implant overdentures (IOD) were introduced as a less expensive and viable option. Tissue deficits and adverse morphological effects may be eliminated with the utilization IODs. Thus, simple mandibular IODs were introduced and became quickly popular. In contrast, early overdenture treatment for the edentulous maxilla often resulted in a selection of risk patients who had experienced failures with fixed prostheses and therefore received rescue IODs. Increased success can be achieved with careful patient selection and strategic protocols of overdenture fabrication. Today, the evolution of computer-assisted technologies for planning and fabrication will translate into a better predictability of treatment outcomes.

The lecture will outline the mandibular IOD and the maxillary IOD and include some perspectives of new technologies.

**At the conclusion of this lecture, participants will have gained an understanding of:**

- Number of implants to be placed and possible distribution in the jaw
- Implant supported or implant retained: considerations and clinical aspects
- Planning tools: minimum and maximum



## REGINA MERICSKE-STERN, PROF. DR. MED. DENT

*Prof. em. R. Mericske served as Chair of the Department of Prosthodontics, University of Bern. Here she received her undergraduate training in dentistry and her PhD degree. She was*

*Director of the Division of Continuing Education and ran the Master Program in Prosthodontics and Implant Dentistry. Her students elected her "Teacher of the Year." As a visiting professor, she spent one year at the Dental School of Toronto (Prof. Zarb) and thereafter became a regular guest professor. She has lectured worldwide in over 35 countries. She is a member of various national and international societies: Honorary Member of the Japanese Association of Implantology, Past President of the International College of Prosthodontists (ICP) and the European Prosthodontic Association (EPA). She has just recently completed her term as the President of the Swiss Society of Reconstructive Dentistry (SSRD). Her activities, both in clinical practice and clinical research, cover the field of oral implantology, prosthodontics, including modern CAD CAM technologies, and geriatric dentistry. These are represented in many publications, abstracts and book chapters.*

2:35 – 3:05 p.m.

## IMPLANT SOFT TISSUE COMPLICATIONS

Soft tissue form, color and integrity are detriments of implant esthetics and health. This presentation will discuss the realistic goals for soft tissue form around implants and will explore several ways soft tissue surrounding an implant can become less than ideal. Surgical and restorative procedures that influence and establish or reestablish the ideal form will be presented.

**At the conclusion of this lecture, participants will have gained an understanding of:**

- Ideal soft tissue form around implants
- Compromises that occur to these soft tissues
- Surgical and restorative solutions for these complications



## KIRK PASQUINELLI, DDS

*Dr. Pasquinelli maintains a full-time private practice in downtown San Francisco dedicated to periodontics, esthetic and pre-prosthetic oral surgery, as well as dental implants.*

*Dr. Pasquinelli received his periodontal training at the University of Washington in Seattle. He is an Assistant Clinical Professor at the University of California's San Francisco School of Dentistry, Division of Graduate Prosthodontics, and has taught continuing dental education at both UCSF and the University of the Pacific School of Dentistry. He is on the faculty of the Foundation for Advanced Continuing Education and is a consulting editor of the International Journal of Periodontics and Restorative Dentistry. Dr. Pasquinelli continues to teach nationally and internationally and has authored numerous articles in the periodontal and restorative dentistry literature.*

3:30 – 4:05 p.m.

### **ADHESIVE DENTISTRY – MAXIMIZING SUCCESS WITH DIRECT BONDED RESTORATIONS**

The use of composite resin material as a direct restorative for anterior and posterior restorations has dramatically increased in the marketplace. With self-etching technology emerging as a viable alternative to traditional techniques and the development of new technology to assist clinicians with bulk-fill techniques, it is easy to get confused and fall behind. What materials will you advocate for use in your practice? What has the literature been revealing on materials in current use? Should practitioners change their current techniques? What preparation design will you utilize?

**At the conclusion of this session, participants will be able to:**

- Correct bonding procedures for different direct restorations
- Correct placement techniques for composite restorations



**MARC GEISSBERGER,  
DDS, MA, BS, CPT**

*Dr. Geissberger is Professor and Chair of the Department of Integrated Reconstructive Dental Sciences at the University of the Pacific, School of Dentistry. He has 25 years of experience in dental*

*education. He directed the University's Aesthetic and Complex Care Clinic and teaches many hands-on CE courses in Restorative Dentistry. He graduated from the University of the Pacific in 1991, obtaining his dental degree and was elected to Omicron Kappa Upsilon as a student. He later obtained a Masters of Arts in Educational Psychology from University of the Pacific. Dr. Geissberger has served as President of the National Chapter of Omicron Kappa Upsilon and is the University Representative to the AACD University Council. Dr. Geissberger has numerous publications, including a textbook entitled Esthetic Dentistry in Clinical Practice for Wiley-Blackwell. He has presented nationally and internationally, giving over 280 continuing education programs. Additionally, he is a Certified Personal Trainer. He maintains a private practice in Greenbrae, California, in aesthetic and restorative dentistry.*

4:05 – 4:45 p.m.

### **ESTHETICS & IMPLANT PROSTHETICS: AVOIDING FAILURES AND COMPLICATIONS**

Patients today are increasingly aware of dental implants, and their expectations are for esthetically and functionally pleasing implant restorations that mimic natural teeth.

This presentation will focus on principles and guidelines for restoring anterior implants to achieve optimum esthetics utilizing functional and practical implant solutions.

The presentation will be of interest to both the experienced and the novice practitioner, as it will result in effortless decision making and enable the restorative dentist to not only collaborate better with the implant surgeon but to direct the laboratory technician in the design of each single implant situation with confidence.

**At the conclusion of this lecture, participants will have gained an understanding of:**

- Diagnosis and treatment planning for implants
- Criteria for screw retained vs cement retained restorations
- The ideal abutment contours for restorations to maintain and support soft tissue
- Consistently creating ideal, esthetic and functional implant restorations with healthy gingival tissue



**BALDWIN MARCHACK, DDS, MBA**

*Baldwin Marchack is a 1971 graduate of the Ostrow School of Dentistry of USC. In 1989, he received his MBA from the Anderson Graduate School of Management at UCLA. Dr. Marchack is a Fellow of the American College of Dentists,*

*Fellow of the International College of Dentists and Fellow of the Pierre Fauchard Academy. He is a member of the Academy of Prosthodontics, the International College of Prosthodontists and the Academy of Osseointegration, and he is Past President of the American Prosthodontic Society, the Pacific Coast Society for Prosthodontics, the American Academy of Esthetic Dentistry and Osseointegration Study Club of Southern California. Dr. Marchack is an Honorary Member of the American College of Prosthodontists. He serves on the Board of Councilors of the Ostrow School of Dentistry of USC, and is President-Elect of the Executive Council of the International Federation of Esthetic Dentistry (IFED). Dr. Marchack is the Course Director for the USC Esthetic Dentistry Training Program in Shanghai, China. He is currently the Chair of the Editorial Council for the Journal of Prosthetic Dentistry, and he maintains a private practice in Pasadena, California.*



# Educational Program & Abstracts

## FRIDAY, FEBRUARY 26

8:35 – 9:10 a.m.

### **COMPUTER-AIDED ENGINEERING OF IMPLANT PROSTHESES: CLINICAL TREATMENT PROCEDURES AND FABRICATION TECHNOLOGY**

Advances in digital technology now make it possible to fabricate immediately loaded implant fixed complete dentures (hybrid prostheses). In addition, it is now possible to fabricate these prostheses using a monolithic design where the denture teeth and denture base comprise one unit for enhanced strength and design versatility. This presentation will show the clinical procedures used to obtain the clinical records that become the digital foundation for prosthesis fabrication.

**At the conclusion of this lecture, participants will be able to or have gained an understanding of:**

- The current status of digital implant prosthesis fabrication
- How to make the clinical records for patients who will receive immediately loaded implant prostheses
- The computer-aided engineering processes used to clone a series of digitally-fabricated prostheses used during the treatment process



#### **CHARLES GOODACRE, DDS, MSD**

*Dr. Goodacre received his DDS degree from Loma Linda University and completed a three-year combined program in Prosthodontics and Dental Materials at Indiana University. He served as Chair of the Department of Prosthodontics at Indiana University*

*and as Dean of the Loma Linda University School of Dentistry. He is a Diplomate of the American Board of Prosthodontics, Past President of the American Board of Prosthodontics, Past President of the American College of Prosthodontists and Past President of the Academy of Prosthodontics. He currently teaches in the Advanced Education Program in Prosthodontics at Loma Linda University and maintains a prosthodontic practice.*

9:10 – 9:45 a.m.

### **COMPLICATIONS WITH TOOTH AND IMPLANT-SUPPORTED PROSTHESES. CAN WE COMPARE APPLES WITH ORANGES?**

Unpredicted complications create fiscal burdens. These impact the value patients derive from their prostheses, or alternatively, impact the clinician's profit. Clinicians juggle outcome and complication incidence to help guide treatment decisions, but variation amongst different treatment modalities can make such comparisons akin to comparing apples with oranges. How does one equate the loss of tooth vitality with an implant screw fracture? In addition, complication reporting is confusing and even misleading, with a single type variously described as part of routine maintenance, a minor or even a major complication, but resulting in significantly different biological, mechanical, and fiscal consequences. For example, how the complication of 'porcelain chipping' is managed – by polishing, repairing or replacing the prosthesis – will significantly impact fiscal burdens. A classification system based on the fiscal burden of complications will be presented and applied to a comparison of the outcome of 3-unit tooth-supported FDPs and implant single crowns.

**At the conclusion of this lecture, participants will have gained an understanding of:**

- The challenges inherent in the reporting of complications for tooth and implant-supported prostheses
- A classification system to account for the fiscal burden of rectifying complications
- A comparison of the outcomes of 3-unit tooth-supported FDPs and implant single crowns



#### **TERRY WALTON, BDS, MDSc, DDSc, MS**

*Dr. Terry Walton attained BDS (1974), MDSc (1979) and DDSc (2013) degrees from the University of Sydney and an MS (fixed-prosthodontics) (1981) degree from the University of Michigan. He has been in specialist*

*prosthodontic practice in Sydney since 1983 and is Professor (Affiliate) in the Faculty of Dentistry at the University of Sydney.*



9:45 – 10:20 a.m.

### **WEARING AWAY – A FRESH LOOK AT THE CAUSES OF EROSIVE TOOTH WEAR**

Erosion is described as the progressive loss of tooth substance by chemical processes that don't involve bacterial action. The presentation will provide fresh perspective on the potential reasons for this interesting phenomenon. Mechanism of action of chemical tooth wear and introduction of new treatment concepts and their rationale will be discussed.

**At the conclusion of this lecture, participants will have gained an understanding of:**

- Erosion and a new perspective on the etiology of tooth wear
- How prevention with fluoride works
- What happens as teeth wear, and how to describe it



**DAVE BARTLETT, BDS, PHD, FDS, RCS**

*Professor David Bartlett is Head of Prosthodontics at Kings College London Dental Institute. David has published over 100 research publications, as well as written three books and numerous chapters*

*within co-authored books. He is internationally known for his research on tooth wear and, in particular, acid erosion. David is an internationally-respected specialist in prosthodontics and runs one of the largest specialty training programs in prosthodontics in Europe.*

10:20 – 10:55 a.m.

### **MAXIMIZING ESTHETICS AND DURABILITY WITH CERAMICS**

Ceramics are being used increasingly for both structural and esthetic components of prostheses and implants. Study of failed clinical specimens, as well as examination of specimens from clinically-valid fatigue testing, is yielding valuable information about what clinicians and manufacturers can do to best optimize both esthetics and function. Such studies also lead to some concerns, such as manufacturers appearing to not have used basic ceramic engineering principles when transitioning a metal part to ceramic and extreme performance differences between manufacturers for seemingly identical parts.

**At the conclusion of this lecture, participants will have gained an understanding of:**

- Which ceramics are being used today in implant and prosthetic dentistry and their clinical indications
- What we know about maximizing durability and esthetics and how we know it (clinical, simulation and/or modeling data)
- How the properties of ceramic parts are exceedingly sensitive to the fabrication process (ceramics processing)



**ROBERT KELLY, DDS, MS, DMedSc**

*J. Robert Kelly teaches graduate prosthodontics and biomaterials at the University of Connecticut Health Center. His academic credentials include a DDS (The Ohio State University), an MS in dental*

*materials science (Marquette University), a DMedSc in oral biology and a Certificate in Prosthodontics (Harvard/MIT). He is Vice Chairman of the ADA Standards Committee on Dental Products, President of the Academy of Dental Materials and Past President of the American Academy of Fixed Prosthodontics. Dr. Kelly has received awards for biomedical research (Harvard), research and post-graduate education (Assoc. Military Surgeons of the U.S.) and as a clinician/scholar (Amer. College of Prosthodontists). He has contributed to dental, engineering and medical literature, holds eight patents, frequently lectures before national and international dental and engineering organizations, still does some of his own porcelain and keeps his fingers wet practicing prosthodontics.*

# Educational Program & Abstracts

11:40 a.m. – 12:05 p.m.

## THE UCSF EXPERIENCE WITH ZYGOMATIC IMPLANTS FOR MAXILLARY DEFECTS

Obturation of congenital and acquired maxillary defects in edentulous patients poses significant challenges for prosthodontists. Osseointegrated implants provide an alternative to surgical reconstruction. However, not all patients have adequate native bone for the placement of conventional implants. The zygomatic implant was introduced by P-I Brånemark in 1988 and has been used with success for the appropriate patient. In 1999, an edentulous patient with an anterior maxillary defect presented to the maxillofacial prosthetic clinic at UCSF was unsatisfied with the functional outcome from her conventional obturator. She had insufficient bone for placement of conventional implants and was not a candidate for extensive reconstructive surgery. She was offered the zygomatic implant as an alternative and was successfully treated. We proceeded to treat other patients with similar defects and published our initial findings from nine patients in 2004. This presentation will highlight updates on our success and failures with the zygomatic implant for edentulous patients with congenital and acquired maxillary defects.

### At the conclusion of this lecture, participants will have gained an understanding of:

- The use of zygomatic implants for maxillary reconstruction
- Advantages of using zygoma implants following maxillary resection and comparison to surgical reconstruction
- Complications and failures with zygoma implants



### ARUN SHARMA, DDS

*Dr. Sharma is a Clinical Professor in the Division of Prosthodontics at the University of California, San Francisco School of Dentistry. Dr. Sharma is a Diplomate of the American Board of Prosthodontics. He maintains a private practice*

*and is the Assistant Director of the Graduate Program in Prosthodontics at UCSF. Dr. Sharma received his dental degree from the University of Bombay in 1983 and a Masters in Prosthetic Dentistry from the University of London. He then completed a prosthodontic residency from UCSF and a maxillofacial prosthetic residency from UCLA. Dr. Sharma has contributed to three textbooks and authored many articles. He has served as the Assistant Editor of the Journal of Prosthetic Dentistry (JPD) and is currently the Vice Chair of the Editorial Council of the JPD. He is Vice President Elect for the American Prosthodontic Society and a Past President of the Pacific Coast Society for Prosthodontics.*

12:10 – 12:30 p.m.

## MAXILLOFACIAL RECONSTRUCTION: APPROACHES BASED ON COLLABORATIVE PLANNING AND UNIQUE PATIENT REQUIREMENTS

Reconstruction of maxillo-mandibular defects can be accompanied by a multitude of approaches. Recent advances in technology and techniques can offer the treatment team different approaches for specific patient needs. Microvascular grafting of craniofacial defects is the state of the art treatment for advanced cancers and reconstruction of the head and neck in many centers throughout the world. Although the technique has been in use for the last several decades, there are different ways this modality can be used to arrive at functional outcomes. Biomechanical design, soft tissue development, and treatment sequencing are factors, which are vital to treat this unique patient population. The advent of digitally-assisted reconstruction continues to be supportive in this role and invokes the use of reverse engineering principles to arrive at a desired result.

### At the conclusion of this lecture, participants will have gained an understanding of:

- Modalities of treating patients with tumor ablative defects of maxilla and mandible
- The use of surgical stents for shaping of transplanted soft tissues
- Pre-surgical planning of bone position for optimal occlusion



### THOMAS SALINAS, DDS

*Thomas Salinas is Professor of Dentistry at the Mayo Clinic, where his time is dedicated to rehabilitation of patients with complex care needs. He has authored over 75 publications related to prosthodontics and interdisciplinary care. His research interests are biomaterial behavior and clinical outcome studies.*

12:30 – 1:05 p.m.

### **SHAPES: A CURVILINEAR RETROSPECTIVE OF OVER 30 YEARS WITH OSSEOINTEGRATION**

The introduction of Osseointegration to the North American Dental profession in 1982 irrevocably changed the lives of countless patients and dental practitioners. These changes can take on various shapes, depending on the procedure involved and the outcome expected; some have gone full circle, while others are much less defined. From a collective experience in academics and a private practice career spanning more than 40 years of clinical implant dentistry, Dr. Parel will take a candid and retrospective look at where we have been and where we might be going, both good and otherwise.

An exercise of this kind requires subjectivity and speculation, along with a firm belief that good evidence-based research is not necessarily required on every occasion. Experience-based observations over time can have value, provoke thought and even create controversy, all of which could well be encountered with this presentation.

#### **At the conclusion of this lecture, participants will be able to:**

- Identify areas of Osseointegration which have come full circle
- Devise a treatment plan to avoid specific complications including but not limited to cement entrapment, implant failure based on profiling and caries
- Understand the limitations of specific types of learning environments more completely



#### **STEVE PAREL, DDS**

*Dr. Parel received his dental degree from The Medical College of Virginia in 1969. He became a faculty member in the University of Texas system in 1975, rising to the rank of full professor in the San Antonio Medical and*

*Dental Schools in 1978. He served as head of the Maxillofacial Prosthetics Division in the Department of Prosthodontics until 1991, followed by seven years of private practice in prosthetic and implant dentistry. Dr. Parel is a Diplomate of the American Board of Prosthodontics, the American and International College of Dentists and is a member of many professional organizations, including the American Dental Association, the Academy of Prosthodontics and the American College of Prosthodontics. He has been course director for osseointegration training at the University of Texas Health Science Center School of Dentistry in San Antonio. His literature contributions include over 45 scientific articles as principal author and multiple textbook contributions. He was co-founder of Osseointegration Seminars, Incorporated, and has been president of The American Academy of Maxillofacial Prosthetics, The Academy of Osseointegration and The Osseointegration Foundation. Dr. Parel has served as a professor at Baylor College of Dentistry—Texas A&M University System Health Science Center and director of the Center of Oral Maxillofacial Prosthodontics in the Department of Oral and Maxillofacial Surgery/Pharmacology from 1998 until 2008. He is presently in private practice, and serves as a consultant to several companies in the implant industry.*

# Digital Poster Presentation

**Thursday, February 26**  
**7:00 a.m. – 6:30 p.m.**  
**Foyer between St. Gallen and Montreux Ballrooms**

This year's digital poster presentation will feature 50 submissions. Posters will be digitally displayed in the foyer and within a searchable, online gallery following the conference. Refer to the Digital Poster Presentation handout for a listing of poster topics and presenters.

*This program is generously supported through a grant from*



**DENTSPLY**

**Prosthetics**

## Dentistry Publications from Wiley



Wiley publishes 24 journals – more than any other publisher - in Thomson's ISI® 2014 Journal Citation Reports 'Dentistry, Oral Surgery and Medicine' category.



Wiley offers attendees of the 88<sup>th</sup> Annual Meeting of the American Prosthodontic Society a special discount of 20% on all dentistry print books.

Visit [www.wiley.com/go/dentistry](http://www.wiley.com/go/dentistry)  
and use promo code **APS16**

Discount code valid until 1 May 2016



**Prefer to read on an e-reader?**  
Many of our books are available  
in e-book format.

**WILEY**

# IVOCLAR VIVADENT REMOVABLE

*More than dentures.*



*Kristi Lind, Denture patient and blogger*

## SR Phonares® II

Natural esthetics for sophisticated smiles

Now, with Phonares II teeth, you can create more than a denture, you can create a smile! Phonares II premium denture teeth represents the latest innovation in material science, design and performance, providing the very best in esthetics, wear and natural smile design. Recommend Phonares II to your dentists because quality materials equals quality results.

**Hear Kristi's story at [iweardentures.com](http://iweardentures.com)**

  [ivoclarvivadent.com](http://ivoclarvivadent.com)

For more information, call us at 1-800-533-6825 in the U.S., 1-800-263-8182 in Canada.  
© 2016 Ivoclar Vivadent, Inc. Ivoclar Vivadent and Phonares are registered trademarks of Ivoclar Vivadent, Inc.



  
**ivoclar  
vivadent**  
passion vision innovation

# Graduate Prosthodontic Program

This year, the APS has attracted an exciting field of graduate student candidates for the 2016 Research Competition. Recruited by Chair Dr. Joseph M. Huryn, they will be presenting original work over a wide range of topics. The mission of this program is to provide an annual forum for graduate students to foster high-quality research, writing and oral presentation skills. Furthermore, the APS welcomes the opportunity to develop stronger ties to prosthodontic graduate students and cultivate their future leadership in the Society.

## 2016 Research Candidates:

Brian Goodacre, DDS | Karnik Shah, BDS | Craig Sikora, DMD

*This program has again been facilitated by the generous support of the Editorial Council of The Journal of Prosthetic Dentistry.*



---

## APS Business Meeting

All registered members are invited to join the APS officers for the annual business meeting. Breakfast will be available.

**Friday, February 26**  
**7:30 – 8:30 a.m.**  
**St. Gallen**



# Award Recipients



## **Golden Medallion Award**

### **DR. HAROLD PREISKEL**

The American Prosthodontic Society (APS) has selected Dr. Harold Preiskel as its 2016 Golden Medallion Awardee. The Golden Medallion Award is issued periodically to individuals whose

contributions to prosthodontics have been exceptional. Learn more about Dr. Preiskel on page 8.

### **Previous Golden Medallion Winners:**

*Dr. Gerald Graser – 2015*

*Dr. Gary Goldstein – 2014*

*Dr. Yasuma Akagawa – 2013*

*Dr. Tomas Albrektsson – 2012*

*Dr. Thomas D. Taylor – 2011*

*Dr. Charles Goodacre – 2010*

*Dr. John W. McLean – 2009*

*Dr. George Zarb – 2008*

*Dr. Howard A. Landesman – 2007*

*Dr. Peter E. Dawson – 2006*

APS wishes to acknowledge the generous financial support of this award provided by the American Prosthodontic Foundation.

**American Prosthodontic Foundation**



## **Kenneth D. Rudd Award**

### **MR. WALTER GEBHARD-ACHILLES**

The American Prosthodontic Society (APS) has selected Mr. Walter Gebhard as its 2016 Kenneth D. Rudd Awardee. The award was developed to promote and encourage dental laboratory

technicians and support the advancement of dental technology education. The APS, in conjunction with the editorial council of *The Journal of Prosthetic Dentistry*, presents this award to a certified dental technician who has made a significant contribution to the advancement of prosthodontics and dental laboratory communities. Learn more about Mr. Gebhard on page 13.

### **Previous Kenneth D. Rudd Award Winners:**

*Mr. Enrico Steger – 2015*

*Mr. Robert Kreyer, CDT – 2014*

*Ms. Elizabeth Curran, CDT, RDT – 2013*

*Mr. Arnold Wohlwend, CDT – 2012*

*Mr. Vincent V. Alleluia, MDT, CDT, TF – 2011*

*Mr. Matt Roberts, CDT – 2010*

*Mr. Willi Geller – 2009*

*Mr. Roosevelt Davis, MCDT, MS – 2008*

*Mr. Lee Culp, CDT – 2007*

*Mr. Robert Berger, CDT – 2006*

*Mr. Masahiro Kuwata – 2005*

The generous funding of this award is provided by the Editorial Council of *The Journal of Prosthetic Dentistry*.



# Disclosures

This educational forum will comply with appropriate disclosure policies as set forth by the **American Dental Association's code of ethics and professional standards**. The 2016 APS speakers will verbally disclose any material, financial or other relationships that pose a potential conflict of interest. Such disclosures may also be included in written form within the on-site final program. Speakers will also disclose any unapproved use of products or devices that they will be discussing. Disclosure requirements are not intended to imply any impropriety, but rather to inform the audience that they exist.

## SPEAKER CONFLICT DISCLOSURES

*The following speakers have indicated no potential conflict of interest(s) exists:*

**Walter Gebhard-Achilles, CDT**

**Brian Goodacre, DDS**

**Joseph Kan, DDS, MS**

**Robert Kelly, DDS, MS, DMedSc**

**Carlo Marinello, Prof. Dr. Med. Dent., MS**

**Regina Mericske-Stern, Prof. Dr. Med. Dent.**

**Kirk Pasquinelli, DDS**

**Harold Preiskel, MDS, MSC, FDS, RCS**

**Thomas Salinas, DDS**

**Karnik Shah, BDS**

**Arun Sharma, ~~DDS~~**

**Terry Walton, BDS, MDS, DDS, MS**

*The following speakers have disclosed these relationships which may pose a conflict of interest:*

**David Bartlett, BDS, PhD, FDS, RCS**

**Company:** GSK, Procter & Gamble, Colgate, Unilever

**Relationship:** Education/Research/Grant, Honorarium

**Carlo Ercoli, DDS**

**Company:** Straumann

**Relationship:** Speaker/Grant, Honorarium, Speakers Bureau/  
Lecturer, Education/ Research/Grant

**Marc Geissberger, DDS, MA, BS, CPT**

**Company:** Kerr, 3M ESPE, Danville, Triodont, Orasoptic,  
Garrison, Ultradent, Microcopy, Doka

**Relationship:** Consultant, Honorarium

**Charles Goodacre, DDS, MSD**

**Company:** Global Dental Sciences

**Relationship:** Consultant

**Baldwin Marchack, DDS, MBA**

**Company:** Nobel Biocare

**Product:** Dental Implants

**Relationship:** Lecturer, Honorarium

**Steve Parel, DDS**

**Company:** Nobel Biocare, Avadent

**Relationship:** Consultant

**Craig Sikora, DMD**

**Company:** Straumann

**Product:** Roxoud

**Relationship:** Education/Research/Grant

**Chandur Wadhvani, BDS, MSD**

**Company:** Nobel Biocare, Straumann

**Product:** Implant

**Relationship:** Speakers Bureau/Lecturer,  
Education/Research/Grant



# Exhibition Hall

Exhibits and digital posters will be held in St. Gallen and Montreux Ballrooms.

## THURSDAY, FEBRUARY 25

7:00 – 8:00 a.m.  
Continental Breakfast  
*Sponsored by*



10:05 – 10:25 a.m.  
Networking Coffee Break

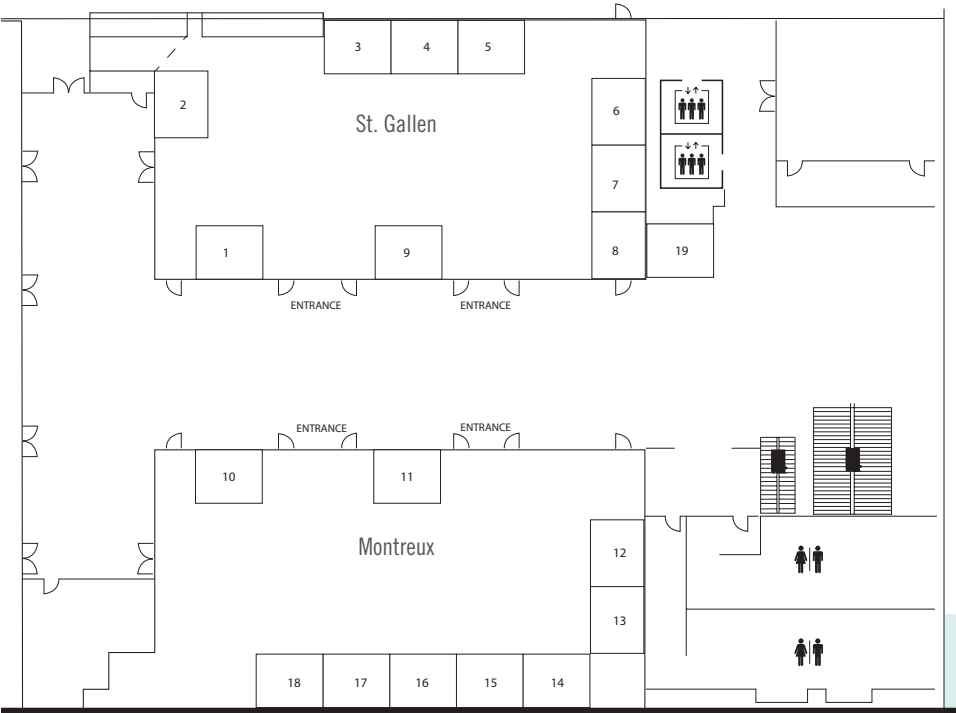
12:10 – 1:30 p.m.  
Lunch Break

3:05 – 3:30 p.m.  
Coffee Break

5:00 – 6:30 p.m.  
Reception  
*Sponsored by*



## EXHIBITOR FLOOR PLAN



## American Tooth Industries #15

1200 Stellar Dr.  
Oxnard, CA 93033  
Phone: 805.487.9868  
Website: [www.american tooth.com](http://www.american tooth.com)

American Tooth Industries; for over 200 years, manufactures and sells synthetic resin teeth, acrylic specialty items, abrasives, and orthodontic products through its five product brand divisions; Justi, Leone, Major, Pozzi, and Regal.

## Archworks Dental Laboratory #17

7543 Bosque Blvd. Suite D  
Waco, TX 76712  
Phone: 254.224.6008  
Website: [www.archworks dental lab.com](http://www.archworks dental lab.com)

Archworks Dental Laboratory is a specialty laboratory that focuses on fixed hybrid prostheses. We use only Prettau® Zirconia by Zirkonzahn, and utilize CAD/CAM technology to design and fabricate natural-looking restorations.

## AvaDent #12

15730 N. 83rd Way  
Scottsdale, AZ 85260  
Phone: 480.275.6284  
Website: [www.avadent.com](http://www.avadent.com)

AvaDent will showcase a full suite of Digital Denture products. From a milled base plate ready for traditional wax-up to a fully milled monolithic denture and a hybrid prosthesis on implants.

## Best Card LLC #13

7108 S. Alton Way, G-101  
Centennial, CO 80112  
Phone: 303.482.2773  
Website: [www.bestcardteam.com](http://www.bestcardteam.com)

Best Card is the endorsed credit card processing company for 20 dental associations coast-to-coast.

The **average practice saves 22% (\$1,480 annually)** while receiving unparalleled customer service featuring People NOT Prompts. Call 877-739-3952 or visit [www.BestCardTeam.com](http://www.BestCardTeam.com) to learn more.

## BioHorizons #14

2300 Riverchase Ctr.  
Birmingham, AL 35244  
Phone: 205.967.7880  
Website: [www.biohorizons.com](http://www.biohorizons.com)

BioHorizons is committed to developing evidence-based and scientifically-proven products. The focus on science, innovation and service enables our customers to confidently use our comprehensive portfolio of products making BioHorizons one of the fastest growing companies in the dental industry.

## Brasseler #4

1 Brasseler Blvd.  
Savannah, GA 31419  
Phone: 800.841.4522  
Website: [www.brasselerusa.com](http://www.brasselerusa.com)

Leading instrumentation provider to the dental profession. Product offering includes: clinical and laboratory Diamonds, Carbides and Polishers; Endodontic instrumentation; clinical and laboratory hand instruments; dental hygiene instrumentation and hand pieces.

## Burbank Dental Laboratory #6

2101 Floyd St.  
Burbank, CA 91504  
Phone: 818.847.0345  
Website: [www.burbankdental.com](http://www.burbankdental.com)

Burbank Dental Laboratory Inc.(BDL) has been providing full dental laboratory services for 40 years. You will experience an ideal blend of high tech sophistication, combined with the personal one-on-one craftsmanship of a small lab.

## DENTSPLY Implants #18

590 Lincoln St.  
Waltham, MA 02451  
Phone: 800.531.3481  
Website: [www.dentsplyimplants.com](http://www.dentsplyimplants.com)

DENTSPLY Implants offers comprehensive solutions for all phases of implant therapy, including implant systems, patient-specific CAD/CAM solutions, digital treatment planning, regenerative bone solutions, and professional development programs.

For more information on DENTSPLY Implants, visit [www.dentsplyimplants.com](http://www.dentsplyimplants.com).

## DENTSPLY Prosthetics #18

570 W. College Ave.  
York, PA 17405  
Phone: 800.877.0020  
Website: [www.prosthetic.dentsply.com](http://www.prosthetic.dentsply.com)

DENTSPLY Prosthetics is a leading provider of prosthetic materials for dental laboratories. Providing proven solutions has made DENTSPLY Prosthetics' Ceramco®, Trubyte®, and Austenal® brands trusted staples in the dental laboratory for over 110 years. DENTSPLY Prosthetics offers a comprehensive range of fixed and removable products, including industry recognized brands such as Portrait® IPN®, Lucitone®, Vitallium®, Ceramco®, Celtra® and Cercon®.

## Doxa Dental #5

150 N. Michigan Ave., Suite 1950  
Chicago, IL 60601  
Phone: 312.447.7705  
Website: [www.ceramirusa.com](http://www.ceramirusa.com)

Bioactive, simple and strong: Ceramir Crown & Bridge is the only bioceramic cement on the market today. Ceramir C&B is a simpler, innovative, superior way to cement every day!

### **GC America Inc. #19**

3737 West 127th St.  
Alsip, IL 60803  
Phone: 800.323.7063  
Website: [www.gcamerica.com](http://www.gcamerica.com)  
GC America Inc. is a leading manufacturer of innovative dental products dedicated to quality and customer satisfaction, with enthusiastic sales and marketing professionals committed to excellence.

### **InfoStar #3**

11171 Sun Center Dr., Suite 195  
Rancho Cordova, CA 95670  
Phone: 916.988.2323  
Website: [www.infostarproductions.com](http://www.infostarproductions.com)  
InfoStar provides three effective products:  
**1) TURN-KEY** Internet marketing to Attract New Patients  
**2) SIDEKICK** customizable chair-side patient education to increase Case Acceptance and  
**3) SHOWCASE** reception room custom presentations.  
Cost effective RESULTS for any budget.

### **Ivoclar Vivadent #9**

175 Pineview Dr.  
Amherst, NY 14228  
Phone: 716.691.2229  
Website: [www.ivoclarvivadent.com](http://www.ivoclarvivadent.com)  
Ivoclar Vivadent is a global leader in innovative materials and processes for quality, esthetic dentistry. The company employs over 3200 people and operates in over 120 countries throughout the world. Ivoclar Vivadent is headquartered in Schaan, Liechtenstein. Its North American headquarters is based in Amherst, NY. For more information, call 1-800-533-6825 in the U.S., 1-800-263-8182 in Canada.

### **Nobel Biocare USA #7**

22715 Savi Ranch Pkwy.  
Yorba Linda, CA 92887  
Phone: 800.993.8100  
Website: [www.nobelbiocare.com](http://www.nobelbiocare.com)  
Nobel Biocare is a focused and specialized leader in implant-based dental restorations – including implant systems, high-precision individualized prosthetics, CAD/CAM systems, diagnostics, treatment planning and guided surgery. We support customers throughout their professional and practice development. Nobel Biocare is headquartered in Zurich, Switzerland.

### **NOBILIUM #16**

413 North Pearl St.  
Albany, NY 12207  
Phone: 800.833.2343  
Website: [www.nobilium.com](http://www.nobilium.com)  
Complete systems, materials, equipment and services for partial dentures and removable prosthodontics including CAD/CAM and Denture Identification. Also, investments, materials and non-precious alloys for crown and bridge and impression trays.

### **Panthera Dental #10**

2035 Haut-Bord St.  
Quebec City, QC, Canada, G1N 4R7  
Phone: 418.527.0388  
Website: [www.pantheradental.com](http://www.pantheradental.com)  
Headquartered in Quebec City, Canada, Panthera Dental is a world leader in CAD/CAM prosthetic implant solutions and dental sleep appliances.

### **Straumann USA #1**

60 Minuteman Rd.  
Andover, MA 01810  
Phone: 800.448.8168  
Website: [www.straumann.us](http://www.straumann.us)  
Straumann® – a global leader in implant dentistry solutions the dental and lab business – is a pioneer of innovative technologies. Committed to Simply Doing MoreSM with world-class customer service, highly skilled technical support, and a team of experienced professionals, our vision is to be the commercial partner of choice in implant, restorative, and regenerative dentistry.

### **Thommen Medical USA #11**

1375 Euclid Ave., Suite 450  
Cleveland, OH 44115  
Phone: 866.319.9800  
Website: [www.thommenmedical.com](http://www.thommenmedical.com)  
Thommen Medical is a Swiss designer and manufacturer of dental implant products. We are committed to creating essential, quality products through impactful design, high-grade materials and scientific rationale.

### **Vitalab Dental Laboratory #8**

13766 Alton Pkwy., Suite 152  
Irvine, CA 92618  
Phone: 949.581.1850  
Website: [www.vitalabdental.com](http://www.vitalabdental.com)  
We specialize in complex implant supported Prettau Zr Bridges and are known for achieving solutions with complex cases. All cases are individually designed and completed by Vitalab Dental Laboratory.

### **Whip Mix Corporation #2**

361 Farmington Ave.  
Louisville, KY 40209  
Phone: 800.626.5651  
Website: [www.whipmix.com](http://www.whipmix.com)  
Whip Mix manufactures and distributes dental supplies, lab equipment, CAD/CAM products and the Whip Mix®, Denar® and Hanau™ occlusion product lines to dental professionals worldwide. Most recently Whip Mix partnered with DDME to distribute a home monitoring system and oral appliance to address bruxism and airway issues in the dental market.

# Committees

## APS 2015 – 2016 STANDING COMMITTEES

### AUDITING & FINANCE COMMITTEE

*Jim Hudson, DMD – Chair*

### BYLAWS COMMITTEE

*David Bartlett, BDS, PhD – Chair*

### MEMBERSHIP COMMITTEE

*Steve Wagner, DDS – Chair*

### CONTINUING EDUCATION COMMITTEE

*Arun Sharma, DDS – Chair*

### COMMUNICATIONS COMMITTEE

*Dennis Stiles, DDS – Chair*

### PROFESSIONAL AWARDS COMMITTEE

*Carlo Ercoli, DDS – Chair*

## APS 2015 – 2016 APPOINTED COMMITTEES

### NOMINATING COMMITTEE

*Antonio Bello, DDS – Chair*

### ANNUAL MEETING COMMITTEE

*Steven Sadowsky, DDS – Chair*

### CORPORATE RELATIONS COMMITTEE

*Arun Sharma, DDS – Chair*

## 2015 – 2016 AD HOC COMMITTEES

### PROSTHODONTIC FORUM REPRESENTATIVES

*Joseph M. Huryn, DDS*

*Arun Sharma, DDS*

### INTERNATIONAL COMMITTEE

*Carlo Poggio, DDS, PhD – Chair (Italy)*

*Jiro Abe, DDS (Japan)*

*Carlos Quiroz, DDS, MS (Mexico)*

*Antonio Bello, DDS (Mexico)*

*Augusto Bibiano Fernandez, DDS (Mexico)*

*Rafael del Castillo, DDS (Spain)*

*Simon Hong, DMD (USA)*

*Jim Hudson, DMD (USA)*



# Past Presidents

<b>Ralph L. Christy</b> 1930*	<b>Dayton D. Krajicek</b> 1976*
<b>J.C. McDowell</b> 1931*	<b>Edward J. Fredrickson</b> 1977*
<b>Field Farrar</b> 1932*	<b>Daniel H. Gehl</b> 1978*
<b>H.V. Cottrell</b> 1933*	<b>Harold R. Ortman</b> 1979
<b>E. Leslie Eames</b> 1934*	<b>Charles J. Ray</b> 1980*
<b>Clyde H. Schuyler</b> 1935*	<b>Howard J. Harvey</b> 1981*
<b>G.E. Tilton</b> 1936*	<b>James B. Lepley</b> 1982*
<b>J. Ben Herring</b> 1937*	<b>Robert H. Sprigg</b> 1983*
<b>Homer Simpson</b> 1938*	<b>William H. Pruden II</b> 1984*
<b>Bert Hooper</b> 1939*	<b>Robert W. Shippee</b> 1985
<b>Luzerne Jordan</b> 1940*	<b>William H. McClure</b> 1986*
<b>Merrill Swenson</b> 1941*	<b>Charles S. Paraskis</b> 1987*
<b>L. Langdon Sheffield</b> 1942–46*	<b>Dewey H. Bell, Jr.</b> 1988*
<b>Louis S. Block</b> 1946–48*	<b>Edward J. Kozak</b> 1989*
<b>Wilfred H. Terrell</b> 1949*	<b>Malcolm E. Boone</b> 1990*
<b>John W. Geller</b> 1950*	<b>A. Albert Yurkstas</b> 1991*
<b>Harold L. Harris</b> 1951*	<b>William R. Harkins</b> 1992*
<b>John R. Wallace</b> 1952*	<b>William A. Jennings</b> 1993
<b>Chester Perry</b> 1953*	<b>Alan C. Keyes</b> 1994
<b>Victor L. Steffel</b> 1954*	<b>Kenneth D. Rudd</b> 1995*
<b>Cecil H. Bliss</b> 1955*	<b>George E. Smutko</b> 1996
<b>Samuel S. Cohen</b> 1956*	<b>Charles C. Swoope</b> 1997*
<b>Arthur L. Roberts</b> 1957*	<b>Douglas C. Wendt</b> 1998*
<b>Fred N. Harris</b> 1958*	<b>Karl J. Foose</b> 1999
<b>Carl T. Ostrem</b> 1959*	<b>Ronald H. Jarvis</b> 2000
<b>Lindsey D. Pankey</b> 1960*	<b>Gerald N. Graser</b> 2001
<b>Lamar Harris</b> 1961*	<b>Joseph E. Grasso</b> 2002
<b>Homer C. Vaughan</b> 1962*	<b>Robert L. Schneider</b> 2003
<b>Alfred E. Smith</b> 1963*	<b>John D. Jones</b> 2004
<b>Gus J. Perdigon</b> 1964*	<b>Gary R. Goldstein</b> 2005
<b>Frank A. Farrell</b> 1965*	<b>Dennis J. Stiles</b> 2006
<b>Leon W. Berger</b> 1966*	<b>Harold W. Preiskel</b> 2007
<b>Frank J. Losey</b> 1967*	<b>Lee M. Jameson</b> 2008
<b>Walter S. Warpeha</b> 1968*	<b>Baldwin W. Marchack</b> 2009
<b>Ira E. Klein</b> 1969*	<b>Salvatore Esposito</b> 2010
<b>E.C. Kelley Geiger</b> 1970*	<b>Carlo Ercoli</b> 2011
<b>Robert B. Underwood</b> 1971*	<b>Carlo Marinello</b> 2012
<b>Judson C. Hickey</b> 1972*	<b>James Hudson</b> 2013
<b>Arthur E. Aull</b> 1973*	<b>John Ball</b> 2014
<b>Philip M. Jones</b> 1974*	<b>Antonio Bello</b> 2015
<b>James V. Giordano</b> 1975*	

\* Deceased

# American Prosthodontic Foundation

## 2016 SILENT AUCTION

The American Prosthodontic Society, in conjunction with the American Prosthodontic Foundation, is hosting its third annual Silent Auction at this year's meeting. Serving as a mechanism for raising funds to benefit APS's educational activities, we encourage all attendees to participate and help us make this event a great success.

The auction will be located in the general session foyer during the following times:

### THURSDAY, FEBRUARY 25

7 a.m. – 6:30 p.m.

### FRIDAY, FEBRUARY 26

7:30 - 11:10 a.m.

**Auction closes:**

11:10 a.m.

**Checkout and item pickup:**

12:00 - 1:30 p.m.

*We encourage all attendees to support the APS and the Foundation through this exciting and worthwhile program!*

### AMERICAN PROSTHODONTIC FOUNDATION 2016 SILENT AUCTION DONORS:

<b>3M Oral Care</b>	<b>Ivoclar</b>	<b>Sentergroup, Inc.</b>
<b>Jose Cortes-Botello, DDS</b>	<b>Kuraray America</b>	<b>Straumann</b>
<b>Elsevier</b>	<b>Kenneth Levine</b>	<b>Swissôtel Chicago</b>
<b>Salvatore Esposito, DMD</b>	<b>Quintessence Publishing</b>	<b>Thommen</b>
<b>GC America</b>	<b>Evangelos Rossopoulos, DDS</b>	<b>Wiley</b>
<b>Henry Schein</b>	<b>RTD USA</b>	<b>Zirkonzahn</b>
<b>James Hudson, DMD</b>	<b>Steven Sadowsky, DDS</b>	

*\*Donations received through February 9, 2016*

## 2015-2016 AMERICAN PROSTHODONTIC FOUNDATION SUPPORTERS

THE AMERICAN PROSTHODONTIC FOUNDATION WISHES TO THANK  
THE FOLLOWING DONORS FOR THEIR SUPPORT IN 2015:

<b>John Ball, DDS</b>	<b>Todd Fridrich, CDT</b>	<b>Joseph Massad, DDS</b>
<b>Antonio Bello, DDS</b>	<b>Lillian Mitchell, DDS</b>	<b>Roy Nakamoto, DDS</b>
<b>Christina Brand, DMD</b>	<b>Gerald Graser, DDS, MS</b>	<b>Jorge Paez, DDS</b>
<b>Daniel Chaparro, DDS</b>	<b>James Hudson, DMD</b>	<b>Carlo Puglisi, DMD</b>
<b>Claudia Cotca, DDS, MPH</b>	<b>Joseph M. Hurn, DDS</b>	<b>Steven Sadowsky, DDS</b>
<b>Salvatore Esposito, DMD</b>	<b>Robert Kreyer, Jr., CDT</b>	<b>Dennis Stiles, DDS</b>
<b>Dennis Flanagan, DDS</b>	<b>Carlo Marinello, Prof. Dr. Med. Dent., MS</b>	

*For more information on the American Prosthodontic Foundation, or to make a contribution, please contact Dr. Dennis Stiles, President, at [dstiles5@comcast.net](mailto:dstiles5@comcast.net).*

# Welcome to Our Newest Members

THE AMERICAN PROSTHODONTIC SOCIETY WOULD LIKE TO ACKNOWLEDGE AND WELCOME THE FOLLOWING NEW MEMBERS WHO JOINED APS SINCE OUR 2015 ANNUAL MEETING:

*\*as of February 1, 2016*

## DENTIST MEMBERS

Sahar Alhajrass  
David Artola  
Carlos Badillo  
Zahra Bagheri  
Alejandro Dib  
Stephan Haney  
Atef Hashem  
Lamees Hassan  
Yun-Lin Hsieh  
Norma Montero  
Hector Obana Suetsugu  
Lillian Obucina  
Vilhelm Olafsson  
Eirini Paroutoglou  
Amit Paryag  
Sergio Rubinstein  
Toru Sato  
Michael Schmookler  
Rajesh Swamidass

## STUDENT MEMBERS

Liliana Acosta  
Rami Ammoun  
Tatyana Baranovsky  
Blake Barney  
Ryan Becker  
Ashwini Bichu  
Tannya Bouchan  
Abraham Brito  
Catherine Cagino  
Pamela Campuzano  
Marisol Cervantes  
Hebe Cervera González  
Yueh-Ling Chao  
Joshua Colvin  
Matilde Corona  
Pamela Corona  
Gabriela Cruz  
Rosa Mirem Alexia  
De Aguinaga Cancino  
Andrew Dill  
Erna Einarsdottir  
Miki Hagio  
Hiba Hawasli  
TaeYoung Hong  
Hrant Kavoukdjian  
Peerapat Kaweewongprasert  
Roberto Koizume  
Evangelia Lampraki  
John Macio  
Rhugielyn Mangaoang  
Michael McCunniff  
James McLaughlin  
Hugo Yared Miranda Flores  
Pamela Mosqueda  
Mohammad Ali Mostafavi

Jesus Munoz  
Eva Isabel Núñez Marbán  
Satori Obana Sameshima  
Uvoh Onoriobe  
Alexandra Polus  
Raquel Rebeil  
Itzia Reyna  
Mohamed Said  
Azadeh Shojaei  
Pooya Soltanzadeh  
Jonathan Jesus Suarez Fernandez  
Jessica Sugajara  
Mei Na Tan  
Justin Terrill  
Wyatt Traina  
Sasha Valentin  
Jamie Yum  
Christiaan Zietsman

## DENTAL TECHNOLOGIST MEMBERS

John Pratt  
Laura Sanders  
Esther Schwenning  
Mark Siegel  
Nicole Varras

## This image shows a single sheet of white paper with horizontal ruling lines. The lines are evenly spaced and run across the width of the page. There are no margins, text, or other markings on the paper.





CREATIVE DENTAL LAB WITH YEARS OF KNOWLEDGE IN THE INDUSTRY  
SPECIALIZING IN FULL ARCH PRETTAU BRIDGES

13766 Alton Pkwy. Ste. 152 Irvine, CA 92618 (949) 581-1850

Prettau Bridge




Henning J. Visser M.T.D.

[VitalabDental.com](http://VitalabDental.com)



Implant Supported Zirconia Bridges | Full Mouth Reconstructions | E-Max Crowns | PFM'S

# NEW BOOK in *Prosthodontics*



*Edited by*  
**Stefan Wolfart**

## Implant Prosthodontics: *A Patient-Oriented Strategy*


With more than 2,000 illustrations and a full complement of restorative algorithms, this book offers coherent, evidence-based strategies for prosthetically driven implant surgery and custom esthetic restoration, from initial planning through prosthetic delivery and follow-up. In addition, key aspects of interactions between members of the treatment team and the patient are discussed in detail. This book is a must for all clinicians involved in implant restoration.

728 pp; 2,163 illus; ©2016;  
ISBN 978-1-85097-282-2 (B9086); **US \$298**



**TO ORDER**

**CALL:** (800) 621-0387 (toll free within US & Canada) • (630) 736-3600 (elsewhere) 1/16  
**FAX:** (630) 736-3633 **EMAIL:** [service@quintbook.com](mailto:service@quintbook.com) **WEB:** [www.quintpub.com](http://www.quintpub.com)  
**QUINTESSENCE PUBLISHING CO INC**, 4350 Chandler Drive, Hanover Park, IL 60133



**Hardcover**  
1006 Pages  
**Imprint:** Mosby  
**ISBN:** 978-0-323-08011-8  
**Copyright:** 2016

**ELSEVIER**

**Better outcomes start with  
better knowledge of fixed  
prosthodontics procedures.**

### Contemporary Fixed Prosthodontics, 5th Edition

*Stephen F. Rosenstiel, BDS,MSD, Martin F. Land, DDS, MSD  
and Junhei Fujimoto, DDS, MSD, DDSc*

Find practical step-by-step guidelines to hundreds of fixed prosthodontics procedures! Using more than 3,000 high-quality full-color drawings and photographs, this reference covers everything from tooth preparation to prostheses and restorations to follow-up care.

➤ **Shop now at [ElsevierHealth.com](http://ElsevierHealth.com) to get your own copy!**

**IDOC**  
DENTAL LAB, INC.

DIGITAL  
DENTISTRY  
ASSEMBLED  
BY HAND



IDOCdentalLab.com  
1097 N. Batavia St. | Orange, CA 92867  
1.877.388.IDOC(4362)

# SAVE THE DATE

---

## 89th ANNUAL MEETING OF THE AMERICAN PROSTHODONTIC SOCIETY

**FEBRUARY 23-24, 2017 • SWISSÔTEL • CHICAGO**



### **American Prosthodontic Society**

225 W. Wacker Dr., Suite 650

Chicago, IL 60606

312.981.6780

[www.prosthodontic.org](http://www.prosthodontic.org)

---

### **2017 SPEAKERS**

**Gary Morris, DDS**

**Juan Gutierrez-Riera, DDS, MSD**

**Lyndon Cooper, DDS, PHD**

**Jonathan Esquivel, DDS**

**Martin Osswald,  
BDS, MDent. (Pros)**

**Edmond Bedrossian, DDS**

**Peter Angelus, MDT**

**Robert Kreyer, CDT**

**Jungo Endo, MDT**

**Mamaly Reshad, DDS**

**Marco Brindis, DDS**

**Clark Stanford, DDS, PhD**

**Susanne Scherrer,  
Dr. Med Dent., PhD**

**Jonathan Wiens, DDS, MS**