



# CHICAGO 2014

the AMERICAN PROSTHODONTIC SOCIETY



*Final Program*

86th ANNUAL MEETING OF  
THE AMERICAN PROSTHODONTIC SOCIETY

**FEBRUARY 20–21, 2014 • SWISSÔTEL  
CHICAGO, ILLINOIS**



# Why take cash?

## When you could potentially make 2-5 times more\* with

 **HENRY SCHEIN®**  
DENTAL

 **ARGEN®**  
REFINING

### **"I'll never take cash on the spot again."**

I expected to get \$800 for my scrap material, but Argen gave me over \$10,000! I'll never take cash on the spot again. With Argen's scientific and innovative approach to refining, you truly receive the most for your material."

— Dr. Bill Fan, DDS

"It was time to refine my dental scrap, I just didn't know who to trust. I chose The Argen Corporation because of their expertise with dental gold and scrap refining. The process was simple, easy and quick. **WOW** was I shocked how much my scrap was worth! I feel I made a great choice. Thank you team Argen!"

— Dr. Jablow, DMD  
Green Street Dental Group  
Woodbridge, NJ

"I was amazed at the difference. Argen almost doubled the price we would get paid from our old company for the same weight of scrap."

— Dr. Sexton, DMD



- Fast and Secure
- Scientific Analysis of Your Precious Metals
- Higher Returns
- Personal Service
- Satisfaction Guarantee

To request your FREE refining kit, and to watch a video of our unique refining process, visit [www.dentistrefining.com](http://www.dentistrefining.com)

**Don't take cash, try Argen Refining today!**



 **ARGEN®**  
REFINING

**(866) 853-0774**

\*Based on testimonials from current Argen Refining customers.



# the AMERICAN PROSTHODONTIC SOCIETY

Welcome to the 86th Annual Meeting of the American Prosthodontic Society! The APS is the only organization that combines the discipline, specialty and technology of prosthodontics. Our membership includes specialists, general dentists, certified and master dental technologists and students. The APS has earned the reputation of being the singular organization with unrestricted membership where all that is required is an interest in prosthodontics. There is no better organization than the APS to bring together the talent, the insight and the experience of practicing dentists, researchers, dental school faculty and administrators and technologists in one meeting devoted to the advancement of prosthodontics.

## ADA CERP® | Continuing Education Recognition Program

The American Prosthodontic Society is an ADA CERP Recognized Provider. ADA CERP is a service of the American Dental Association to assist dental professionals in identifying quality providers of continuing dental education. ADA CERP does not approve or endorse individual courses or instructors, nor does it imply acceptance of credit hours by boards of dentistry. APS designates this activity for 14 continuing education (CEU) credits.

## Survey and Continuing Education Information

Session level surveys are available through our mobile-enabled site, [messageblocks.com/aps2014](http://messageblocks.com/aps2014). An overall evaluation of the meeting will be sent post-event. To receive a continuing education letter, attendees must submit a CE claim form. Forms are available on-site and will also be made available post-event.

### American Prosthodontic Society

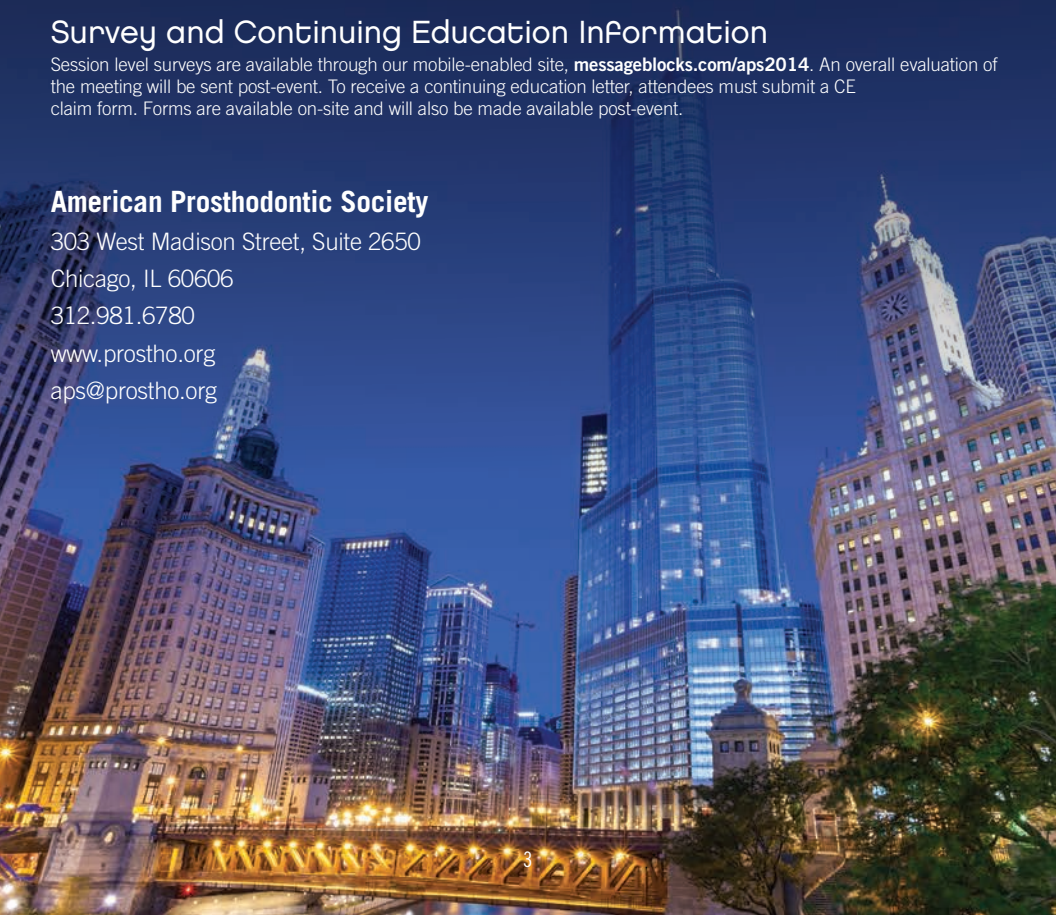
303 West Madison Street, Suite 2650

Chicago, IL 60606


312.981.6780

[www.prostho.org](http://www.prostho.org)

[aps@prostho.org](mailto:aps@prostho.org)



# 2014 Table of Contents



Annual Executive Council . . . . . 5

Annual Meeting Chairs . . . . . 5

APS Sponsors . . . . . 6

APS Exhibitors . . . . . 6

Program Schedule At-A-Glance . . . . . 7

Educational Program & Abstracts . . . . . 8–18

Graduate Prosthodontic Program . . . . . 20

Disclosures . . . . . 21

Exhibition Hall . . . . . 22

Award Recipients . . . . . 23

Exhibitor Directory . . . . . 24–25

Table Clinic Program . . . . . 26–27

APS Committees . . . . . 28

Past Presidents . . . . . 29

Foundation Supporters . . . . . 30

Silent Auction . . . . . 30

# APS Mission Statement

To promote the advancement of the discipline of prosthodontics by integrating the generalist, specialist and dental laboratory technologist in a manner that will continuously seek improvement of patient treatment. We will accomplish this through education and research.

## 2013 – 2014 EXECUTIVE COUNCIL

**John Ball, DDS**  
*President*

**Antonio Bello, DDS**  
*President-Elect*

**Steven Sadowsky, DDS**  
*Vice President*

**Joseph M. Huryn, DDS**  
*Vice President-Elect*

**James Hudson, DMD**  
*Immediate Past President*

**Carlo Marinello,  
Dr. Med. Dent., MS**  
*Second Past President*

**Salvatore J. Esposito, DDS**  
*Executive Director*

**Robert Kreyer Jr., CDT**  
*2013 Council Member*

**Arun Sharma, DDS**  
*2013 Council Member*

**Izchak Barzilay, DDS, MS**  
*2014 Council Member*

**Todd Fridrich, CDT**  
*2014 Council Member*

**Jose “Paco” Cortes-Botello, DDS**  
*2015 Council Member*

**Matt Palermo, DMD**  
*2015 Council Member*

## 2014 ANNUAL MEETING CHAIRS

**Nels Ewoldsen, DDS, MSD**  
*Program Chair*

**Arun Sharma, DDS**  
*Corporate Relations Committee Chair*

**Joseph M. Huryn, DDS**  
*Graduate Prosthodontic Program Chair*

**Danny Roberts, CDT**  
*Table Clinic Chair*

## APS Meeting Goals

- Highlight evidence-based dentistry, where scientific research is applied to clinical dentistry
- Provide interdisciplinary instruction and advanced knowledge in prosthodontic education
- Provide an international representation in the prosthodontic field
- Create an environment for networking, professional interaction and knowledge-sharing among participants

# 2014 APS Sponsors

APS gratefully acknowledges the support and generosity of the following sponsoring companies:

## GOLD SPONSORS



## Exhibition Hall

Exhibits and table clinics will be held in the St. Gallen and Montreux ballrooms.

**Thursday, February 20, 2014**

7 a.m. – 7:30 p.m.

Breakfast, lunch, breaks, reception and table clinics in the exhibition hall

# 2014 APS Exhibitors

*Thank you to the following exhibiting companies:*

- **Bigjawbone**
- **BioHorizons**
- **BISCO**
- **Brasseler USA**
- **DDS Refining**
- **DENTSPLY Implants**
- **Doxa Dental**
- **Elsevier**
- **GC America**
- **Glidewell Laboratories**
- **Hawkeye Dental Studio**
- **Ivoclar Vivadent**
- **Nobel Biocare**
- **Nobilium**
- **Pascal International, Inc.**
- **Smile Line USA**
- **Thommen Medical**
- **Yodle**

*APS does not endorse any specific company, product, service or advertisement.*

# 2014 Program Schedule At-a-Glance

**Registration:** 2<sup>nd</sup> Floor Event Centre  
**General Session:** Vevey Ballroom

**Business Meeting:** Vevey Ballroom  
**Exhibits, Table Clinics & Reception:** St. Gallen & Montreux

## WEDNESDAY, FEBRUARY 19, 2014

4 – 7 p.m. Registration Open

## THURSDAY, FEBRUARY 20, 2014

7 – 8 a.m.	Continental Breakfast and Registration Open Exhibits and Table Clinics Open	12:35 – 2 p.m.	Break for Lunch in Exhibit Hall Simplifying Cementation for Indirect Restorations <i>Hands-On Workshop by Joseph L. Caruso, DDS, MS and Luke S. Kahng, CDT presented by GC America</i>
8 – 8:05 a.m.	Call to Order and Opening Remarks John Ball, DDS; Antonio Bello, DDS	<b>Moderator:</b>	<b>Dr. Lillian Mitchell</b>
<b>Moderator:</b>	<b>Dr. Heejee Lee</b>	2 – 2:30 p.m.	<b>Andrea Zandona, DDS, MSD, PhD</b> <i>The Role of Caries Detection on the Modern Management of Dental Caries</i>
8:05 a.m.	Presentation of the Golden Medallion Award	2:35 – 2:50 p.m.	<b>Tatyana Baranovsky, MS</b> <b>Graduate Prosthodontic Presentation</b> <i>Influence of Implant Angulation on Retention Longevity of Locator Attachment System. In Vitro Study</i>
8:05 – 8:40 a.m.	<b>Gary Goldstein, DDS</b> <b>Golden Medallion Awardee</b> <i>Do We Need House in the House?</i>	2:55 – 3:25 p.m.	<b>Avinash Bidra, BDS, MS, FACP</b> <i>Seven Techniques for Incorporating Attachments in Implant Overdentures with Unsplinted Abutments</i>
8:45 – 9:05 a.m.	<b>Stephen Wagner, DDS</b> <i>Why Don't Dentists Make Dentures Anymore?</i>	3:25 – 3:45 p.m.	Coffee Break
9:10 – 9:40 a.m.	<b>Walter F. Turbyfill, DMD</b> <i>Complete Dentures—Is It a Dying Art?</i>	<b>Moderator:</b>	<b>Dr. Salvatore J. Esposito</b>
9:45 – 10:15 a.m.	<b>Kirk Behrendt, BS</b> <i>The 4 Keys to Master Treatment Acceptance as a Team</i>	3:45 – 3:50 p.m.	Presentation of the Rudd Award
10:15 – 10:35 a.m.	Coffee Break	3:50 – 4:20 p.m.	<b>Robert Kreyer, CDT—Rudd Awardee</b> <i>Complete Denture Esthetics; Clinician/ Technician Communication</i>
<b>Moderator:</b>	<b>Dr. James Hudson</b>	4:25 – 4:50 p.m.	<b>Thomas Salinas, DDS &amp; Joseph Bly, CDT</b> <i>Full Mouth Reconstruction and Esthetic Communication Techniques</i>
10:35 – 11:05 a.m.	<b>Matilda Dhima, DMD, MS</b> <i>Guiding Principles, Changing Practices: Views of a Young Prosthodontist</i>	4:55 – 5:10 p.m.	<b>Kirstin McCarville, DDS, MS</b> <b>Graduate Prosthodontic Presentation</b> <i>The Effect of Titanium Implants on the Peripheral Circadian Rhythm of Bone</i>
11:10 – 11:40 a.m.	<b>Steven Jefferies, MS, DDS, PhD</b> <i>Luting Material Innovations</i>	5:10 – 5:30 p.m.	<b>Panel Discussion</b>
11:45 a.m. – 12:15 p.m.	<b>Jiro Abe, DDS</b> <i>Suction Mechanism of Mandibular Complete Dentures</i>	5:30 p.m.	Sessions Adjourn
12:20 – 12:35 p.m.	<b>Marisa Patt, DMD</b> <b>Graduate Prosthodontic Presentation</b> <i>Tissue Entrapment: Analyzing Internal Vs. External Implant Abutment Screws</i>	5:30 – 7:30 p.m.	Reception and Table Clinics in the Exhibit Hall

## FRIDAY, FEBRUARY 21, 2014

7 – 7:45 a.m.	Business Meeting and Continental Breakfast	<b>Moderator:</b>	<b>Dr. Alon Preiskel</b>
7:50 – 8 a.m.	Opening Comments	10:40 – 11:10 a.m.	<b>James H. Foulkes, DDS, MAGD</b> <i>Sedation, A Tool for Your Armamentarium?</i>
<b>Moderator:</b>	<b>Dr. Matilda Dhima</b>	11:15 – 11:25 a.m.	<b>Presentation of Table Clinic Awards</b> <i>Danny Roberts, CDT</i>
8 – 8:30 a.m.	<b>Rella Christensen, RDH, PhD</b> <i>Zirconia—With and Without Veneer Ceramic</i>	11:30 a.m. – 12 p.m.	<b>Jamison Spencer, DMD, MS</b> <i>Sleep Apnea Devices and Their Influences on TMJ</i>
8:30 – 8:40 a.m.	<b>Presentation of the Graduate Prosthodontic Research Awards</b>	12 – 12:30 p.m.	<b>Paul L. Child Jr., DMD, CDT</b> <i>Adhesive Cementation and Primers in Dentistry</i>
8:45 – 9:30 a.m.	<b>Michael DiTolla, DDS</b> <i>Monolithic Zirconia Update</i>	12:30 – 1 p.m.	<b>Terry Tanaka, DDS</b> <i>TM Joint Stability following Prosthodontic Rehabilitation: How Stable is CR?</i>
9:35 – 10:05 a.m.	<b>Carlo Poggio, DDS, MSD, PhD</b> <i>Multidisciplinary Oral Rehabilitation</i>	1 p.m.	Meeting Adjourns
10:05 – 10:35 a.m.	Coffee Break		

# Educational Program & Abstracts

View the event schedule and speaker information on your mobile device:

All information, including session surveys, may be accessed at [messageblocks.com/aps2014](http://messageblocks.com/aps2014)

## THURSDAY, FEBRUARY 20, 2014

8:05 – 8:40 a.m. (Golden Medallion Awardee)

### DO WE NEED HOUSE IN THE HOUSE?

Prosthodontics has evolved from the complete denture milieu to one that involves extensive, expensive, invasive, time intensive therapy; yet we still—in this evidence-based era—utilize tools like Koper's Birds and the House Classification to guide us in evaluating the psychological status of our patients. This presentation will review where we came from and some of the problems that the 2014 patient presents to us.

At the conclusion of this lecture participants will be able to or have an understanding of:

- The history of our current psychological evaluation procedures
- The stress the scope of our treatment imparts to our patients general health



### GARY GOLDSTEIN, DDS

*Dr. Goldstein is a Professor of Prosthodontics at NYU. A Diplomate of the American Board of Prosthodontics and the recipient of seven teaching awards and Distinguished Service Awards from the ACP and the NY Section of*

*the ACP. He is Past-President of the: APS, AP, GNYAP, Omega Chapter of OKU, the NY Section ACP, the NYUCD Alumni Association; former Chair of the Prosthodontic Forum and Associate Editor of The International Journal of Prosthodontics.*

8:45 – 9:05 a.m.

### WHY DON'T DENTISTS MAKE DENTURES ANYMORE?

The author and others believe that many general dentists and a lesser number of prosthodontists prefer not to treat patients requiring complete removable denture prostheses in spite of the increasing numbers of edentulous patients in our society. This paper presents preliminary data that attempts to document this hypothesis and suggests clinical approaches that may make denture-making a more productive, profitable and satisfying professional service.

At the conclusion of this session, participants will be able to:

- Document the current status of denture prosthetics in our profession.
- Discuss possible reasons for the decline in denture services
- Suggest ways to increase the appeal of denture prosthetics for dentists providing day-to-day clinical care



### STEPHEN WAGNER, DDS

*Dr. Stephen Wagner, a Diplomate of the American Board of Prosthodontics and a Fellow of the Academy of Maxillofacial Prosthetics, is currently in his 35th year of private practice in Albuquerque, NM. He received his*

*dental degree from the University of Southern California School of Dentistry and his prosthodontic training from MD Anderson Hospital in Houston, TX. Dental images taken by Dr. Wagner have been used by the New York Times, ABC News, The Discovery Channel, Newsweek, and The American Dental Association in the Journal of the American Dental Association, ADA educational pamphlets, and on the ADA website.*



# Educational Program & Abstracts

9:10 – 9:40 a.m.

## **COMPLETE DENTURE—IS IT A DYING ART?**

This presentation will cover three main points: the myth of porcelain denture teeth, denture esthetics and how to make the most of unpredictable treatment in dentistry more predictable.

At the conclusion of this lecture participants will have gained an understanding of:

- Benefits of using all porcelain denture teeth
- Denture esthetics
- The use of a provisional treatment denture prior to final denture delivery



## **WALTER TURBYFILL, JR., DMD**

*Since 1984, Dr. Turbyfill has been giving seminars and lecturing at dental schools, study clubs, associational meetings and private dental groups in the United States, Canada, Italy, France and Switzerland.*

*Dr. Turbyfill graduated from the University of Louisville in 1959. He studied with Dr. Earl Pound for many years and this relationship is responsible for his keen interest in prosthodontics. Dr. Turbyfill maintains a private practice in West Columbia, SC. He teaches dentists the principle of complete dentures and partials in demonstration and lecture seminars.*

9:45 – 10:15 a.m.

## **THE 4 KEYS TO MASTER TREATMENT ACCEPTANCE AS A TEAM**

The new economy has greatly reduced the “trust” and discretionary income that patients have. High-performing dental teams understand that in order to continually grow they have to enhance their listening skills and photography techniques to reclaim that trust. Come to this seminar to see the four ways great dental teams are adapting to the ever-changing world, making these relationships “POWER-full” to keep treatment acceptance and production numbers up.

At the conclusion of this lecture participants will be able to or have an understanding of:

- See the critical steps to establishing and implementing an elegant handoff with patients
- Learn how to remove the obstacles to help patients “pay in full” or “pay in full” to eliminate your Accounts Receivable
- See the four most powerful questions to ask a patient and how to use them



## **KIRK BEHRENDT, BS**

*Kirk Behrendt is a practice performance coach, international speaker and author. Kirk has invested his entire professional life studying the elite practices in dentistry and the leadership that guides them.*

*As the founder of ACT Dental, his vision is driven by the commitment to provide highly personalized care to the dental profession. By creating a talented team of experts, Kirk and his team continue to positively impact the practice of dentistry one practice at a time. His personal mission is to use up every ounce of his potential.*

# Educational Program & Abstracts

## THURSDAY, FEBRUARY 20, 2014

10:35 – 11:05 a.m.

### **GUIDING PRINCIPLES, CHANGING PRACTICES: VIEWS OF A YOUNG PROSTHODONTIST**

Evolving technology, practice methods and patient expectations for a prosthodontist are at the heart of a practice model that a young prosthodontist considers incorporating in his/her new practice. Whether pursuing a teaching career path, private practice or a combination of both, the principles of practicing as a prosthodontist remain the same. But do they really? As our society and approach to work and daily life seem to move at the speed of light, our patients and practice require of us to accomplish multiple treatment steps simultaneously with superior esthetic and functional outcomes than even five or 10 years ago.

Training to become a prosthodontist in the 21<sup>st</sup> century requires integration of well-established guidelines with patient-centered treatment outcomes, technological advances and materials.

At the conclusion of this lecture participants will be able to or have an understanding of:

- Review evolving practice and educational methods in the teaching and practice of prosthodontics
- Increase awareness of recently developed treatment approaches for the complex prosthodontic patient
- Become familiar with incorporation of technology and evidence-based treatments in the modern prosthodontic practice



### **MATILDA DHIMA, DMD, MS**

*Dr. Dhima graduated from the Mayo Clinic combined prosthodontic and maxillofacial prosthodontic residency and held the academic appointment of Assistant Professor of Dentistry. She has a Master's in Biomedical Sciences from Mayo Clinic and was awarded*

*first place for the 2013 Tylman Research Award from the American Academy of Fixed Prosthodontics.*

11:10 – 11:40 a.m.

### **LUTING MATERIAL INNOVATIONS**

Despite the long-standing “gold standard” performance of zinc phosphate as a luting cement for metal-based fixed restorative prosthetics, newer and ever-evolving tooth-colored materials have demanded the development of newer, high-strength cements for acceptable clinical performance. These more-recently developed cements are usually resin-based and have desirable properties such as chemical adhesion to tooth structure and fluoride release, but are not without their complexities and difficulties. As such, the collection of available and new dental luting cements is far from static and continues to evolve. This presentation will also consider, in the context of other currently available luting cements, a recently developed luting agent possessing “bioactive” and “biomimetic” properties as potentially new useful functionalities in dental restorative materials.

At the conclusion of this lecture participants will have gained an understanding of:

- The current types and classifications of dental luting cements
- The property of bioactivity and its relationship to a new luting cement formulation
- The comparative laboratory and clinical performance of a bioactive luting cement in the context of current literature evidence on luting agents



### **STEVEN R. JEFFERIES, MS, DDS, PHD**

*Steven R. Jefferies is Professor (Department of Restorative Dentistry) at the Maurice H. Kornberg School of Dentistry at Temple University; Director of the Biomaterials Research Laboratory (Department of Restorative Dentistry); and Director*

*of Clinical Research (Dental School). Previously, he served both in industry and private practice.*

11:45 a.m. – 12:15 p.m.

## **SUCTION MECHANISM OF MANDIBULAR COMPLETE DENTURES**

The prosthetic management of the edentulous patient has long been a major challenge for dentistry. The main problem is the mandibular complete denture that lifts up easily with the mouth opening. Everyone knows that most patients report significantly more problems adapting to their mandibular denture using the compound techniques due to the lack of retention and also the conventional dentures thus far cannot create a mandibular suction effectiveness in clinical experiences. In 1999, in order to overcome this problem, I established a successful concept to fabricate the mandibular suction denture based on the entire denture border seal with oral mucous membrane and has been expanding it for the benefits of the edentulous patients around the world.

At the conclusion of this session, participants will be able to:

- Understand the suction concept
- Learn the suction mechanism of mandibular complete dentures



### **JIRO ABE, DDS**

*Dr. Jiro Abe founded the Japan Denture Association and has been its chairman since 2006. He is presently a professor at the Tohoku University Graduate school of Dentistry and Kanagawa Dental College. He published the Quintessence book "4 Steps from Start to Finish Mandibular Suction Denture and BPS: A Complete Guide" in 2012.*

12:20 – 12:35 p.m.

## **TISSUE ENTRAPMENT ANALYZING INTERNAL VS. EXTERNAL IMPLANT ABUTMENT SCREWS**

(Graduate Prosthodontic Presentation)

Abutment screw loosening is a prosthetic complication when restoring dental implants. In a recent study, 10 tissue entrapped abutment screws (external n=5 and internal n=5, with either 0.5 mm or 1.0 mm of tissue or no tissue) were unable to achieve the manufacturer's recommended insertion torque. The abutment screws were analyzed for deformation using scanning electron microscope, stereoscopy and micrometer analysis. The scanning electron microscope study confirmed the presence of tissue throughout the length of the threading. Reverse torque values for samples with tissue entrapped were lower than for control groups. A second insertion of the abutments were made at the manufacture's recommended value. When these samples were dissolved with 1M NaOH for 48 hours and reverse torqued, the groups showed statistically significant differences. At the time of this second insertion, a stereoscopic study showed no statistical difference in 1) gap junction distance and 2) thread distance between samples. Measurements with the micrometer also revealed no statistical differences in length of the abutment screws. These results indicate that Gold-Tite screws, when torqued to the manufacturer's recommended value of 20 Ncm, do not exceed the yield strength and therefore do not permanently deform. This observation is consistent even when there is tissue interference in the initial insertion of the abutment. Within the limitations of this study, in the case of tissue entrapment, irrigation and reinsertion of the same Gold-Tite screw should not result in reduced preload values if surface enhancements of the abutment screws (gold plating) are unaffected. This study provides understanding of how or tissue entrapment affects the abutment screw, and whether replacement of screws after tissue entrapment can be recommended.



### **MARISA PATT, DMD**

*Marisa Patt is a third-year Prosthodontic Resident at New York Hospital Queens in Flushing, Queens. Originally from Michigan, Dr. Patt graduated from Tufts University and also received her doctoral degree from Tufts University School of Dental Medicine in Boston, MA. She completed a year of General Practice Residency at Lutheran Medical Center in Brooklyn, NY and currently resides in Brooklyn.*

# Educational Program & Abstracts

**THURSDAY, FEBRUARY 20, 2014**

2:00 – 2:30 p.m.

## **THE ROLE OF CARIES DETECTION ON THE MODERN MANAGEMENT OF DENTAL CARIES**

Dental caries is a ubiquitous disease affecting over 90 percent of adults. Most time in practice is spent replacing restorations due to secondary caries.

There have been many advances in the field of caries detection, but selecting the best methods to implement in clinical practice remains a challenge. This lecture will provide an overview of a few caries detection methods in vogue and elucidate how these new methods can play an important role in risk assessment and management of dental caries.

At the conclusion of this session, participants will be able to:

- Distinguish traditional and non-conventional methodologies for dental caries detection
- Recognize the application of these methods on management of dental caries



### **ANDREA ZANDONA, DDS, MSD, PHD**

*Dr. Andrea Ferreira Zandona is an Associate Professor at the Department of Operative Dentistry at the UNC School of Dentistry. She holds an MSD in Operative Dentistry and a PhD in Dental Sciences from Indiana University where she was a faculty member (1998–2013). Her research interests in prevention and management of dental caries has led to federal funding and publications and presentations nationally and internationally.*

2:35 – 2:50 p.m.

## **INFLUENCE OF IMPLANT ANGULATION ON RETENTION LONGEVITY OF LOCATOR ATTACHMENT SYSTEM. IN VITRO STUDY**

(Graduate Prosthodontic Presentation)

**Aim:** To determine changes in retentive values of overdenture attachments supported by two implants placed at different angulations after multiple manual pulls.

**Material and Methods:** Three aluminum blocks, each containing two implants (Straumann, 4,1mm, and 12mm) in different angulations (0°, 10°, and 20° divergent angulations) were fabricated. 4th block contained overdenture attachments (Locator, Zest Anchors Inc., Escondido, CA, USA) which were picked up for each angulation. A total of three male processing caps were used per color (Blue, Pink, Clear patrices for parallel 0° angulation group, and Green, Red, Yellow patrices for both angulated groups). Each group was subjected to multiple manual pulls to replicate insertion and removal of implant supported overdenture. Initial pull out strength was measured using MTS machine, and subsequently at every 40th insertion for a total of 400 repetitions was performed.

**Results:** There was a statistically significant decrease of retentive force values for all groups at each test point when compared to the initial values. However, the amount of decrease in retentive force from initial to 400th pull out was not significantly different between different groups. Between the angulated groups the two-way ANOVA shows no significant percent change among three colors (p-value=0.09), but significant difference between two different degrees (p-value=0.01).

**Clinical Significance:** The patient will notice a significant drop in retentive values for all male processing caps after 1–2 weeks of use. Clinically it's beneficial to place implants parallel to efficiently harness the retention from male processing caps.



### **TATYANA BARANOVSKY, MS**

*Tatyana Baranovsky graduated from dental school at Danylo Halitsky Lviv National Medical University in Ukraine in 1999; recently completed a general dentistry residency program at the University of Rochester Medical Center and is currently completing a residency in the Department of Prosthodontics at the University of Rochester Medical Center in Rochester, NY.*



2:55 – 3:25 p.m.

## **SEVEN TECHNIQUES FOR INCORPORATING ATTACHMENTS IN IMPLANT OVERDENTURES WITH UNSPLINTED ABUTMENTS**

A variety of techniques have been reported in the literature for the incorporation of attachments in implant-retained partial and complete overdentures with unsplinted (individual) abutments. Three important elements that are necessary in describing any technique for incorporation of attachments are:

1) the type of final impression method (tissue-level impression, abutment-level impression, or implant-level impression); 2) stage of overdenture fabrication (record base stage, denture-processing stage, or denture insertion stage) and 3) nature of technique (direct or indirect). This presentation will discuss 7 different techniques in detail, for the incorporation of attachments in implant-retained complete and partial overdentures. Discussion of indications, contraindications, advantages, and disadvantages of each technique is provided to aid the clinician in making an appropriate choice

At the conclusion of this lecture participants will be able to or have an understanding of:

- Seven different techniques for the incorporation of attachments in implant-retained overdentures with unsplinted abutments
- Indications, advantages and disadvantages of each technique for different clinical scenarios
- Short-term and long-term clinical evidence that supports use of some of these techniques



### **AVINASH S. BIDRA BDS, MS, FACP**

*Dr. Bidra is a Board Certified Prosthodontist and sub-specialist in Maxillofacial Prosthetics. He serves as Assistant Program Director of the Prosthodontics Residency Program at the University of Connecticut. He lectures on dental implants at*

*national and international meetings, and has published widely in international journals. He also maintains a private practice in Meriden, CT restricted to implant surgery and prosthodontics.*

3:50 – 4:20 p.m. (Rudd Awardee)

## **COMPLETE DENTURE ESTHETICS; CLINICIAN/TECHNICIAN COMMUNICATION**

Exceeding a compromised edentulous patient's esthetic and functional expectations are key factors to success in implant prosthetics. There are multiple variables clinicians and technicians must take into consideration during treatment planning, design and fabrication of complete denture prosthetics and implant retained or supported restorations. Effective communication of these variables will save clinical and technical time while providing the patient with optimal prosthetic care during treatment. Clinical and technical collaboration using a multidisciplinary approach to prosthetic treatment is the key to success with complete dentures and implant-retained or supported prosthetics.

At the conclusion of this session, participants will be able to:

- Effectively communicate with a removable prosthetic dental laboratory through digital photos
- Effectively collaborate on complete prosthetic design
- Effectively communicate and collaborate with dental laboratory technicians on esthetic options



### **ROBERT KREYER, CDT**

*Mr. Robert Kreyer, CDT, is a third-generation dental technician. He received his technical training from the US Army Medical Field Service School and education as a member of various prosthodontic study groups at the University of*

*California San Francisco and University of Southern California. He is a member of the American Prosthodontic Society, Fellow of the International Congress of Oral Implantologists and past chair of the the American College of Prosthodontists Dental Technician Alliance. Mr. Kreyer has written numerous articles on removable prosthodontics and has been an instructor for technical hands-on courses since 2004. In 2010 he was the first recipient of the American College of Prosthodontists Dental Technician Leadership Award and in January of 2011 was selected by the National Board of Certification in Dental Technology as their 2011 CDT of the Year.*

*Mr. Kreyer has over 40 years of experience in removable prosthetics. He is the past owner of Kreyer Dental Prosthetics and is now a partner at Custom Prosthetics Inc. in Los Gatos, CA.*

# Educational Program & Abstracts

**THURSDAY, FEBRUARY 20, 2014**

4:25 – 4:50 p.m.

## **FULL MOUTH RECONSTRUCTION AND ESTHETIC COMMUNICATION TECHNIQUES**

Never have we been more fortunate to face daily practice challenges with such advances in science and technology. As our knowledge base continues to expand, complex case management is becoming more predictable. Technological advances have made traditional approaches to treating patients less labor intensive. This discussion is centered on facilitating communication, expected outcomes and prosthetic complications.

At the conclusion of this lecture participants will be able to or have an understanding of:

- Communication of desired color/value/ characterization of restorative materials
- Case design based on potential inter-occlusal distances and jaw relationships
- Communication of extra oral information to enhance esthetic characterization



### **TOM SALINAS, DDS**

*Dr. Salinas is Professor of Dentistry at the Mayo Clinic College of Medicine. He is the director of the postgraduate program in prosthodontics in the Department of Dental Specialties. While maintaining a full time prosthodontic practice,*

*his research interests include dental materials testing and clinical outcome studies.*



### **JOSEPH BLY, CDT**

*Mr. Bly is a Maxillofacial Prosthetic Technician at the Mayo Clinic in Rochester, MN. He is the lead technician of a full-service dental laboratory that supports the Prosthodontic, Orthodontic, Periodontics, and Oral Facial Pain*

*practices at the Mayo Clinic. Mr. Bly has embraced new technology in the Dental Laboratory Industry, allowing the lab to be more productive and predictable.*

4:55 – 5:10 p.m.

## **THE EFFECT OF TITANIUM IMPLANTS ON THE PERIPHERAL CIRCADIAN RHYTHM OF BONE**

(Graduate Prosthodontic Presentation)

The molecular pathway of osseointegration is unknown. The objective of this experiment was to determine the effect of titanium implant substrates with different surface characteristics on bone marrow mesenchymal stromal cells (BMSCs) through luciferase-mediated bioluminescence. The rough titanium substrate had a significant effect on PER1 expression, peripheral circadian rhythm and down-regulated five out of six clock genes tested. NPAS2 was the only gene significantly upregulated on rough titanium. Although speculative, the modulation of peripheral circadian rhythm may lead to successful osseointegration



### **KIRSTIN MCCARVILLE, DDS, MS**

*Dr. Kirstin McCarville is currently a Maxillofacial Prosthodontics Fellow at UCLA. She received her BS and DDS both from Creighton University in Omaha, NE. She completed a one-year AEGD residency and practiced in an Oncology Dental Support*

*Clinic at UMKC School of Dentistry. In 2008, she joined the Creighton University faculty as a clinical assistant professor. In pursuit of more knowledge and to become a better dental educator, she moved to Los Angeles in 2010 to pursue a Prosthodontics Certificate and master's degree. She completed her Prosthodontic Residency Program and master's degree at UCLA in 2013.*

# Educational Program & Abstracts

**FRIDAY, FEBRUARY 21, 2014**

8:00 – 8:30 a.m.

## **ZIRCONIA—WITH AND WITHOUT VENEER CERAMIC**

Chips of various sizes in veneer ceramics designed for use with zirconia have been reported internationally. Many have hypothesized causes of the chipping and possible solutions. Slowing the processing and cooling or elimination of the veneer ceramic have both been proposed. Controlled clinical studies were performed to test these two proposals.

Results will be presented showing SEM images of restorations serving over time that demonstrate: (1) Original problems with four brands of veneer ceramics for zirconia; (2) The successful service of CZR Press (Noritake) veneer ceramic over eight years; (3) Slowing the processing and cooling eliminated small chips but not all large chips; (4) Exceptional service of full contour zirconia as posterior single- and multi-unit restorations; (5) Enamel, cast gold, resin-based composite, silver amalgam and ceramics all wore facets on the zirconia restorations and the zirconia wore facets on all the aforementioned materials.

At the conclusion of this lecture participants will be able to or have an understanding of:

- The eight-year clinical performance of five veneer ceramics designed for zirconia in posterior restorations
- The three-year clinical performance of full contour zirconia single and multi-unit posterior restorations
- Clinical wear of opposing dentition by zirconia and opposing dentition wear of zirconia, quantified yearly over three years



## **RELLA CHRISTENSEN, RDH, PHD**

*Rella Christensen, PhD leads TRAC Research which is the human studies section of Clinicians Report nonprofit foundation. Her studies follow treatments within dental practices. She received her PhD in physiology and microbiology, with*

*postdoc work in anaerobic microbiology. Memberships: International College of Dentists, American Academy of Esthetic Dentistry, Academy of General Dentistry, and International Association for Dental Research.*

8:45 – 9:30 a.m.

## **MONOLITHIC ZIRCONIA UPDATE**

Monolithic all-ceramic restorations are high-strength, cementable restorations that have no traditional veneering ceramic layer. That truly is a revolution in a field where ceramics have been a part of nearly every restoration we have placed with the exception of cast gold. CAD/CAM technology in the dental laboratory has helped to make these restorations more consistent in terms of fit, contact and occlusion. Even though many dentists who have been practicing for 15 or more years have been burned by at least one all-ceramic system in the past, amazingly the fracture rates for these monolithic restorations are second only to cast gold.

At the conclusion of this lecture participants will be able to or have an understanding of:

- How to decontaminate these restorations, select the correct primers and determine the most appropriate cement or bonding protocol
- How to adjust contacts and occlusion, learn the safest way to cut off these restorations, be familiar with specific burs and polishers
- The strengths and weaknesses of these restorations, prep design and recommended reduction guidelines



## **MICHAEL C. DITOLLA, DDS**

*As Director of Clinical Research and Education at Glidewell Labs, Dr. DiTolla led the clinical team that developed BruxZir and launched it in 2009. He has access to nearly 100,000 preps and impressions every month from dentists across the country, giving him an intimate knowledge of their habits.*

# Educational Program & Abstracts

**FRIDAY, FEBRUARY 21, 2014**

9:35 – 10:05 a.m.

## **MULTIDISCIPLINARY ORAL REHABILITATION**

The interaction between different specialties is a common treatment modality in patients with severely mutilated dentitions as well as in those with more limited clinical conditions but with high esthetic demands. In theory, every oral rehabilitation should be better approached by a multidisciplinary treatment. Unfortunately, quite often treatment management may be frustrating and the interaction between different specialties may lead to additional problems instead of additional solutions: “fuzzy” exposure to even the highest state of the art treatment in each discipline may result in enormous waste of time and money with far from ideal results. Optimal multidisciplinary or interdisciplinary management should maximize treatment results by synergizing the knowledge, skills and possibilities of all the different dental disciplines at the same time minimizing frustrations and shortcomings that may occur in treatment management. A good knowledge of possible interactions with other disciplines should be mandatory to the prosthodontist to incorporate a comprehensive treatment approach into everyday treatment and to be able to lead an interdisciplinary treatment plan.

At the conclusion of this lecture participants will be able to or have an understanding of:

- Identify possible interdisciplinary interactions that can enhance the outcome of prosthodontic treatment
- Identify treatment sequence in interdisciplinary treatments
- Lead an interdisciplinary team



## **CARLO POGGIO, DDS, MSD, PHD**

*Carlo E. Poggio underwent clinical training in Prosthodontics, Implant and Perio surgery and Orthodontics, and focused himself on interdisciplinary treatment of complex and high esthetic demands patients. He is a member of APS and*

*an Active Member of the Italian Academy of Prosthetic Dentistry (AIOP), of the Italian Society of Orthodontics (SIDO) and of the Italian Society of Periodontology and Implantology (SIdP).*

10:40 – 11:10 a.m.

## **SEDATION, A TOOL FOR YOUR ARMAMENTARIUM?**

Sedation is a tool to provide a more comfortable treatment experience for your patients. Many of our patients can be successfully treated in the office environment. This presentation will cover the three P's necessary for all sedation treatment: Patient assessment, Patient Management and Paperwork necessary.

At the conclusion of this lecture participants will be able to or have an understanding of:

- Patient assessment for sedation
- Patient management and planning for sedation treatment
- Paperwork necessary for sedation treatment



## **JAMES H. FOULKES, DDS, MAGD**

*Dr. Foulkes earned his BS in 1976 from Vanderbilt University in molecular biology. He earned his DDS in 1980 from Indiana University School of Dentistry. Dr. Foulkes is a board member of Indiana AGD, serves as PACE approval*

*representative for the State of Indiana. He is also a member of the American Dental Society of Anesthesiology, DOCS, and Indiana Society of Forensic Odontology. Dr. Foulkes is involved with the Boy Scouts and enjoys camping, canoeing and fly-fishing.*



# Educational Program & Abstracts

11:30 a.m. – 12:00 p.m.

## **SLEEP APNEA DEVICES AND THEIR INFLUENCES ON THE TMJ**

The dentist may play a primary role in the evaluation and management of obstructive sleep apnea. This lecture will briefly discuss oral appliances used in the treatment of snoring and sleep apnea and their potential TMD-related side effects.

At the conclusion of this lecture participants will be able to or have an understanding of:

- The types of oral appliances used for snoring and sleep apnea
- Possible TMD-related side effects
- How to avoid side effects through proper initial diagnosis



### **JAMISON SPENCER, DMD, MS**

*Dr. Jamison Spencer is the Director of the Craniofacial Pain Center of Idaho in Boise and the Craniofacial Pain Center of Colorado in Denver. Dr. Spencer is the Past President of the American Academy of Craniofacial Pain (AAPCP), a Diplomate of the American Board*

*of Craniofacial Pain, a Diplomate of the American Board of Dental Sleep Medicine and has a master's with certificate in Craniofacial Pain from Tufts University. He is adjunct faculty at Boise State University and the Tufts Craniofacial Pain Center. Dr. Spencer lives in Boise, ID with his wife of 21 years, Jennifer, and their six children.*

12:00 – 12:30 p.m.

## **ADHESIVE CEMENTATION AND PRIMERS IN DENTISTRY**

When to conventionally cement versus adhesively lute indirect restorations continues to be an area of confusion for many clinicians. The development and use of zirconia and metal-oxide primers is also an area of contention as related to tooth preparation design. In addition, new universal adhesives have been introduced that are able to prime substrates similar to silane or zirconia primers. This presentation will review the chemical and functional properties of primers and adhesives in clinical dentistry.

At the conclusion of this lecture participants will be able to or have an understanding of:

- Understand the clinical challenges when using high-strength ceramic materials for FPDs
- Recognize novel approaches and potential improvements



### **PAUL L. CHILD JR., DMD, CDT**

*Dr. Paul L. Child Jr. is a Prosthodontist, Certified Dental Technician, and Executive Vice President of BISCO Dental Products. He maintains a private practice in the greater Chicago area where he focuses on esthetics, implants, complex restorative,*

*CAD/CAM, and all aspects of surgery. He maintains membership in many professional associations and academies, and is on the editorial board of several journals.*

# Educational Program & Abstracts

**FRIDAY, FEBRUARY 21, 2014**

---

12:30 – 1:00 p.m.

## **TM JOINT STABILITY AND PROSTHODONTIC REHABILITATION: HOW STABLE IS CR?**

This presentation will discuss the properties of zirconia, as well as the results of clinical studies on zirconia-based restorations. The program will address the question of how the advent of CAD/CAM technology and various veneering porcelain application techniques may support the fabrication of these restorations as well as the fabrication of implant abutments and frameworks. Comprehensive cases will be presented to demonstrate the use of zirconia as part of an interdisciplinary treatment approach.

At the conclusion of this lecture participants will have gained a better understanding of:

- How occlusal loading and masticatory function and dysfunction affect the TMJ structures and ultimately, the occlusion
- How accurate are cone-beam CT images in reproducing the anatomy of the TMJ and other structures related to implant surgery
- How frequently are disc disorders seen in an aging population, where the remodeling is seen in the TMJ, and how will this affect the stability of the occlusion and centric relation

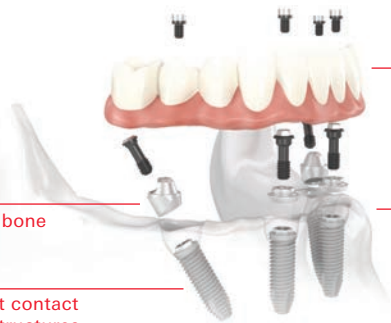


### **TERRY TANAKA, DDS**

*Dr. Tanaka is a Clinical Professor in Graduate Prosthodontics and Operative Dentistry at the University of Southern California, School of Dentistry. He is a member of the Pacific Coast Society of Prosthodontics, a Diplomate of the*

*American Board of Orofacial Pain, and directs anatomical research for the Clinical Research Foundation.*

# The efficient treatment concept with immediate loading.



Reduced need for vertical bone augmentation.

Maximum bone-to-implant contact and preservation of vital structures.

Wide variety of prosthetic options with maximum function and fit.

High stability with only four implants.

All-on-4® treatment concept

For more information about the All-on-4® treatment concept, call 800 322 5001 or visit [nobelbiocare.com/all-on-4](http://nobelbiocare.com/all-on-4)

To purchase products, go to [store.nobelbiocare.com](http://store.nobelbiocare.com)

Watch our YouTube channel at [youtube.com/nobelbiocareamericas](http://youtube.com/nobelbiocareamericas)



**Nobel Biocare USA, LLC.** 22715 Savi Ranch Parkway, Yorba Linda, CA 92887

Phone 714 282 4800; Toll free 800 322 5001; Technical services 888 725 7100; Fax 714 282 9023

© Nobel Biocare USA, LLC, 2014. All rights reserved. Nobel Biocare, the Nobel Biocare logotype and all other trademarks are, if nothing else is stated or is evident from the context in a certain case, trademarks of Nobel Biocare. Some products may not be regulatory cleared/released for sale in all markets.

Please contact the local Nobel Biocare sales office for current product assortment and availability.

## IVOCLAR VIVADENT REMOVABLE *More than dentures.*



## More options. Quality at every level.

The removable portfolio with the right teeth for every indication.

*All Ivoclar Vivadent and Candulor teeth are backed by our 100% Satisfaction Guarantee!*

**Contact your Ivoclar Vivadent representative  
to discuss which options are best for you.**

For more information, call us at 1-800-531-6825 in the U.S., 1-800-263-8182 in Canada.  
© 2014 Ivoclar Vivadent, Inc. Ivoclar Vivadent, Vivadent, Ivoclar Vivadent and Passion are registered  
trademarks of Ivoclar Vivadent, Inc. Physician and TDS are trademarks of Candulor AG.



Available at Ivoclar Vivadent LabShop®  
[shopivoclarvivadent.com](http://shopivoclarvivadent.com)

**ivoclar  
vivadent**  
passion vision innovation

# Graduate Prosthodontic Program

This year, the APS has attracted an exciting field of graduate student candidates for the 2014 Research Competition. Recruited by Chair Dr. Joseph Huryn, they will be presenting original work over a wide range of topics. The mission of this program is to provide an annual forum for graduate students to foster high-quality research, writing and oral presentation skills. Furthermore, the APS welcomes the opportunity to develop stronger ties to prosthodontic graduate students and cultivate their future leadership in the Society.

*This program has again been facilitated by the generous support of the Editorial Council of The Journal of Prosthetic Dentistry.*



*Travel support provided by:*

**AICHI STEEL**

## APS Business Meeting

**All registered attendees are invited to join the APS officers for the annual business meeting. Breakfast will be available.**

**Friday, February 21, 2014**

**7 – 7:45 a.m.**

**Vevey Ballroom**





This educational forum will comply with appropriate disclosure policies as set forth by the American Dental Association's code of ethics and professional standards. The 2014 APS speakers will verbally disclose any material, financial or other relationships that pose a potential conflict of interest. Such disclosures may also be included in written form within the on-site final program. Speakers will also disclose any unapproved use of products or devices that they will be discussing. Disclosure requirements are not intended to imply any impropriety, but rather to inform the audience that they exist.

## SPEAKER CONFLICT DISCLOSURES

The following speakers have indicated no potential conflict of interest(s) exists:

**Tatyana Baranovsky, MS**  
**Avinash Bidra, BDS, MS, FACP**  
**Joseph Bly, CDT**  
**Rella Christensen, RDH, PhD**  
**Matilda Dhima, DMD, MS**  
**Michael DiTolla, DDS**  
**James Foulkes, DDS**

**Gary Goldstein, DDS**  
**Robert Kreyer, CDT**  
**Kirstin McCarville, BS, DDS, MS**  
**Carlo Poggio, DDS, MSD, PhD**  
**Terry Tanaka, DDS**  
**Walter F. Turbyfill, DMD**

The following speakers have disclosed these relationships which may pose a conflict of interest:

**Jiro Abe, DDS**  
**Company:** Ivoclar Vivadent, Quintessence Publishing Company, Japan Morita  
**Product:** BPS Product, Frame Cut Back Tray  
**Relationship:** Author, Instructor

**Kirk Behrendt, BS**  
**Company:** ACT Dental Practice  
**Relationship:** Coach, Owner/Stockholder

**Paul Child, Jr., DMD, CDT**  
**Company:** BISCO  
**Relationship:** Owner/Stockholder

**Steven R. Jefferies, MS, DDS, PhD**  
**Company:** Doxa Dental AB  
**Product:** Ceramir C&B  
**Relationship:** Education/Research/Grant

**Marisa Patt, DMD**  
**Company:** Biomet 3i  
**Relationship:** Education/Research/Grant

**Thomas Salinas, DDS**  
**Company:** Nobel Biocare  
**Product:** Procera Bar  
**Relationship:** Education, Research, Grant

**Jamison Spencer, DMD, MS**  
**Company:** Silent Sleep  
**Product:** Sleep Apnea Appliance  
**Relationship:** Inventor of the Silent Sleep Appliance

**Stephen Wagner, DDS**  
**Company:** Bigjawbone LLC  
**Product:** Impression Trays

**Andrea Ferreira Zandona, DDS, MSD, PhD**  
**Company:** UNC/NIH/ GSK  
**Relationship:** Education/Research/Grant, Faculty/Dentist/Research

# Exhibition Hall

Exhibits and table clinics will be held in St. Gallen and Montreux Ballrooms.

## THURSDAY, FEBRUARY 20, 2014

7 – 8 a.m.  
Continental Breakfast

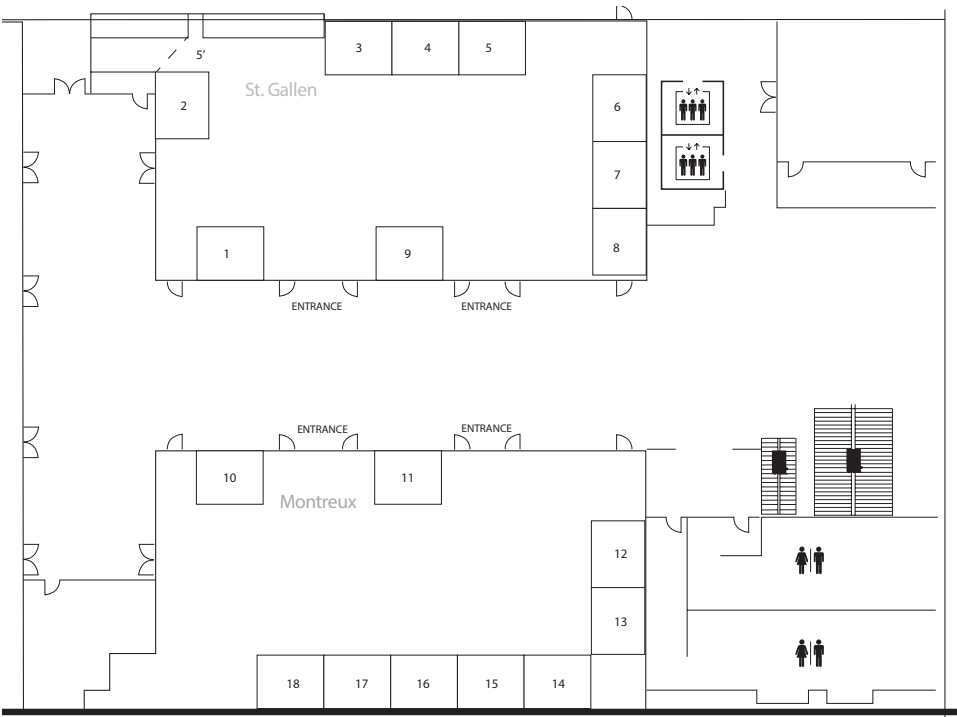
3:25 – 3:45 p.m.  
Coffee Break

10:15 – 10:35 a.m.  
Coffee Break

5:30 – 7:30 p.m.  
Reception

12:35 – 2 p.m.  
Lunch Break

## EXHIBITOR FLOOR PLAN





## Golden Medallion Award

*Gary Goldstein, DDS*

The Golden Medallion Award is issued periodically to individuals whose contributions to prosthodontics have been exceptional. The American Prosthodontic Society is proud

to present the Golden Medallion Award to Dr. Gary Goldstein. Learn more about Dr. Goldstein on page 8.

Previous Golden Medallion Winners:

*Dr. Yasuma Akagawa – 2013*

*Dr. Tomas Albrektsson – 2012*

*Dr. Thomas D. Taylor – 2011*

*Dr. Charles Goodacre – 2010*

*Dr. John W. McLean – 2009*

*Dr. George Zarb – 2008*

*Dr. Howard A. Landesman – 2007*

*Dr. Peter E. Dawson – 2006*

*APS wishes to acknowledge the generous financial support of this award provided by the American Prosthodontic Foundation.*



## Kenneth D. Rudd Award

*Robert Kreyer, CDT*

The American Prosthodontic Society, in conjunction with the Editorial Council of The Journal of Prosthetic Dentistry, is proud to present the sixth Kenneth D. Rudd Award to Robert Kreyer, CDT. This award was

created to honor a Dental Technologist who has made a significant contribution to the advancement of the dentist-dental laboratory technologist team concept and who has made an impact in the Prosthodontic and Dental Laboratory communities. Learn more about Mr. Kreyer on page 13.

Previous Kenneth D. Rudd Award Winners:

*Ms. Elizabeth Curran, CDT, RDT – 2013*

*Mr. Arnold Wohlwend, CDT – 2012*

*Mr. Vincent V. Alleluia, MDT, CDT, TF – 2011*

*Mr. Matt Roberts, CDT – 2010*

*Mr. Willi Geller – 2009*

*Mr. Roosevelt Davis, MCDT, MS – 2008*

*Mr. Lee Culp, CDT – 2007*

*Mr. Robert Berger, CDT – 2006*

*Mr. Masahiro Kuwata – 2005*

*Generous funding of this award provided by the Editorial Council of The Journal of Prosthetic Dentistry.*



## Join the APS Today!

Not already a member? Come grow with us! We invite you to apply for membership—whether you're a generalist, specialist, technologist or student, you will find a professional "home" in the APS. Visit the Resource Center in the registration area, where you can learn about the different categories and benefits of membership and submit your application. We look forward to you becoming a part of the American Prosthodontic Society!

## Membership Certificates Available

The APS is pleased to announce that custom-designed, personalized Membership Certificates are now available for purchase. Visit the Resource Center in the registration area to view a sample and to place your order. A nominal fee of \$15 applies, including shipping and handling. Be among the first to receive these new certificates, suitable for framing.

# Exhibitor Directory

## Bigjawbone #6

1215 Las Lamas Road NE  
Albuquerque, NM 87106  
Phone: 216.583.9800

Website: [www.bigjawbone.com](http://www.bigjawbone.com)

Fundamental to Wagner Universal Impression Trays is an exclusive thermoplastic shape-retaining material and design. Quickly and easily customize each disposable tray for each patient—in your office and in the patient's mouth. The result is a textbook-quality final impression with well-extended borders. And it's done in just one appointment.

## BioHorizons #3

2300 Riverchase Center  
Birmingham, AL 35244  
Phone: 205.986.7989

Website: [www.biohorizons.com](http://www.biohorizons.com)

BioHorizons uses science and innovation to create unique dental implant products with proven esthetic results. Our implants are lightweight, strong, biocompatible and made from titanium, the most widely used material in implant dentistry. Our dental implants carry a lifetime warranty and are clinically proven by some of the most thorough and in-depth research in the industry.

## BISCO Dental Products #17

1100 West Irving Park Road  
Schaumburg, IL 60193  
Phone: 847.534.6000

Website: [www.bisco.com](http://www.bisco.com)

At BISCO, "adhesion is our passion" and we incorporate science and technology into all our products, including bonding agents, primers, resin composites and cements, etchants, posts and core materials.

## Brasseler USA #8

One Brasseler Boulevard  
Savannah, GA 31419  
Phone: 800.841.4522

Website: [www.brasselerusa.com](http://www.brasselerusa.com)

Brasseler USA is a world leader in the manufacture of quality dental instrumentation: Rotary, Endodontic, Hand Instrument, Handpieces and Polishers.

## DENTSPLY Implants #4

590 Lincoln Street  
Waltham, MA 02451  
Phone: 800.531.3481

Website: [www.dentsplyimplants.com](http://www.dentsplyimplants.com)

DENTSPLY Implants in North America offers a comprehensive line of implants including ASTRA TECH Implant System, ANKYLOS and XIVE, regenerative bone products, digital technologies such as ATLANTIS, patient-specified abutments and professional development programs that are unique in the freedom they allow dental professionals to create predictable and lasting implant treatment outcomes.

## DDS Refining #2

3333 Warendville Road #200  
Lisle, IL 60532  
Phone: 630.799.8214

Website: [www.ddsrefining.com](http://www.ddsrefining.com)

DDS Refining is an industry leader for providing accurate results for your gold and PFM (porcelain-fused-to-metal) dental scrap refining needs. We use sophisticated smelting and assaying techniques to ensure the best results. Precious metal refining needs to be handled by professionals who are going to be thorough and honest in providing you with the most accurate results, and as a division of Medidenta we have proudly served the dental community since 1944.

## DOXA DENTAL #15

3 San Joaquin Plaza, Suite 155  
Newport Beach, CA 92660  
Phone: 949.760.3691

Website: [www.CeramirUS.com](http://www.CeramirUS.com)

Doxa is a Swedish-based dental company, marketing, selling and developing dental bioceramic products. Ceramir® Crown & Bridge, the first in a range of planned bioceramic dental products from Doxa, is an advanced dental cement used for the permanent fixture of dental crowns and bridges.

## Elsevier #18

3251 Riverport Lane  
Maryland Heights, MO 63043  
Phone: 800.325.4177

Website: [www.elsevierhealth.com](http://www.elsevierhealth.com)

*The Journal of Prosthetic Dentistry*, now in its 64th year, is the leading professional journal devoted exclusively to prosthetic and restorative dentistry. The Journal is the official publication for 25 leading U.S. international prosthodontic organizations. The monthly publication features timely, original peer-reviewed articles on the newest techniques, dental materials, and research findings. The Journal serves prosthodontists and dentists in advanced practice, and features color photos that illustrate many step-by-step procedures. *The Journal of Prosthetic Dentistry* is included in Index Medicus and CINAHL. *The Journal of Prosthetic Dentistry* is the highest ranked Prosthodontic title by number of citations on the 2012 Journal Citation Reports®, published by Thomson Reuters.

## GC America Inc. #1

3737 West 127th Street  
Alsip, IL 60803  
Phone: 800.323.7063

Website: [www.gcamerica.com](http://www.gcamerica.com)

GC America is a leading manufacturer of innovative dental products dedicated to quality and customer satisfaction, with enthusiastic sales and marketing professionals committed to excellence. Restorative, preventive, impression and cement brands include: Equia™, EXA'lence™, EXAFAST™, EXAMIX™, GC FujiCEM™2, GC Fuji TEMP LT™, GC Fuji PLUS™, G-CEM™, GRADIA®DIRECT, G-aenial™ Universal Flo, G-BOND™, KALORE™, MI Paste™ and MI Varnish™.



## Glidewell Laboratories #12

4141 MacArthur Boulevard  
Newport Beach, CA 92660  
Phone: 800.854.7256

Website: [www.glidewell dental.com](http://www.glidewell dental.com)

Glidewell Laboratories is a full-service dental laboratory specializing in monolithic zirconia restorations, and custom implant abutments. It is the original manufacturer of BruxZir® Solid Zirconia, Inclusive® Implants, and Implant Components.

## Hawkeye Dental #16

3071 Brittany Circle  
Cedar Rapids, IA 52411  
Phone: 563.920.2273

Website: [www.hawkeyedentalstudio.com](http://www.hawkeyedentalstudio.com)

Hawkeye Dental Studio is an aesthetic-minded dental laboratory with an emphasis on complex removable and dental implant prosthesis. Our passion for technology has proven to be a perfect marriage between implant and complex restorations. We desire to deliver the "perfect replacement" utilizing our state-of-the-art technology center.

## Ivoclar Vivadent #9

175 Pineview Drive  
Amherst, NY 14228  
Phone: 800.533.6825

Website: [www.ivoclarvivadent.com](http://www.ivoclarvivadent.com)

Ivoclar Vivadent is a leading international manufacturer of high quality dental materials for preventative, restorative and prosthetic dentistry. Our products are used by dental laboratories and dentists in over 100 countries throughout the world.

## Nobel Biocare #11

22715 Sari Ranch Parkway  
Yorba Linda, CA 92887  
Phone: 800.993.8100

Website: [www.nobelbiocare.com](http://www.nobelbiocare.com)

Nobel Biocare is a focused and specialized leader in implant-based dental restorations—including implant systems, high-precision individualized prosthetics, CAD/CAM systems, diagnostics, treatment planning and guided surgery. We support customers throughout their professional and practice development. Nobel Biocare is headquartered in Zurich, Switzerland and listed at the SIX Swiss Exchange.

## Nobilium #13

413 North Pearl Street  
Albany, NY 12207  
Phone: 800.833.2324

Website: [www.nobilium.com](http://www.nobilium.com)

Nobilium is a major manufacturer of dental materials and equipment for prosthetic dentistry for over 60 years. We specialize in prosthetic materials such as impression trays, alloys, acrylics, investments, duplicating materials and abrasives. Our products are marketed to over 70 countries around the world.

## Pascal International #5

PO Box 1478  
Bellevue, WA 98009  
Phone: 425.827.4694

Website: [www.pascaldental.com](http://www.pascaldental.com)

Pascal Company, Inc. manufactures innovative products for the dental professional. Pascal offers comprehensive product lines, which include Infection Control, Tissue Management and Preventive products. Pascal is committed to provide appealing products of the highest quality possible, courteous and efficient service; and shipments delivered correctly and promptly.

## Smile Line USA #10

4890 Van Gordon, Suite 104  
Wheat Ridge, CO 80033  
Phone: 303.425.3500

Website: [www.smilelineusa.com](http://www.smilelineusa.com)

Smile Line USA is a US importer of Swiss manufactured high-end tools and accessories for dental technology.

## Thommen Medical #14

1375 Euclid Avenue, Suite 450  
Cleveland, OH 44115  
Phone: 216.583.9800

Website: [www.thommenmedical.com](http://www.thommenmedical.com)

Thommen Medical is the manufacturer of the Thommen Implant System. The Thommen Implant System was developed to satisfy today's demanding clinical requirements: it is innovative, precise and easy to use.

## Yodle #7

50 West 23rd Street, Suite 401  
New York, NY 10010  
Phone: 877.276.5104

Website: [www.yodle.com](http://www.yodle.com)

Yodle, a leader in local online marketing, connects thousands of local businesses with consumers in a process so simple and cost-effective that business owners can't imagine any other way to advertise. Yodle has developed an integrated approach to signing up and serving local businesses that are transitioning their marketing budgets online.

# Table Clinic Program

*This year's table clinic program will be digitally displayed and will run continuously throughout the conference in conjunction with the commercial exhibits in the St. Gallen and Montreux Ballrooms.*

*A detailed schedule of presentations can be found in your registration bag.*

## Thursday, February 20, 2014

- Maria F. Alfaro, DDS** *Fretting-Corrosion Behavior of Titanium Alloy in an Oral Environment: Effect of pH Levels and Load*
- Nasser Alqahtani, BDS** *An Alternative Treatment of Occlusal Wear of an Existed Implant Retained Maxillary Single Overdenture Opposing Ceramic Restorations with Metal Occlusal Surface: Case Study*
- Waled M. Alshhrani, BDS** *An Alternative Approach to Immediate Loading of Dental Implants*
- Silvia Amaya-Pajares, DDS** *The Effect of Different Finishing and Polishing Intraoral Kits on the Surface Roughness of Two Types of Polished Monolithic Zirconia Materials*
- Ikiru Atsuta, PhD** *Mesenchymal Stem Cells Promote Soft Tissue Sealing Around Titanium Implants*
- Salwa Omar Bajunaid, BDS, MSc, DABP, FACP** *My First Experience With the Digital Complete Dentures*
- Alvaro Blasi, DDS, CDT** *Importance of Implant Position for Restoring Maxillary Incisors*
- Sharath Chandra Chedella Venkata, BDS, MS** *Color Stability of Provisional Restoration Materials—A Literature Review*  
*Palatal Lift Prosthesis—A Literature Review of Various Fabrication Techniques and Designs*
- Marina Victoria Chuela Hernández, DDS** *Prosthetic Handling of a Patient with Amelogenesis Imperfecta: Prosthetics Stage 1*
- Amanda C. Colebeck, DDS, MS** *Restorative Treatment Strategies for Patients Treated for Childhood Rhabdomyosarcoma: Two Case Reports*
- Erna R. Einarsdottir, DDS** *Temporary Tissue Retraction Before Taking Impression: A Multi-Center Randomized Controlled Clinical Trial Comparing the Use of Retraction Cord, Aluminum Chloride Paste (Expasy®) and Combination of Aluminum Chloride Paste and Retraction Cord*
- Remi Elkattah, DDS** *Step-by-Step Fabrication of Esthetic Short-Term Provisional Restorations*
- Yoshiki Endo, Ph.D** *A Clinical Study of Dental Approach for the Treatment of Obstructive Sleep Apnea-Hypopnea Syndrome in Fully Edentulous Patients*
- Jorge L. Garaicoa, DDS** *Cantilevered All-Ceramic Resin Bonded Fixed Dental Prosthesis Replacing Two Congenitally Missing Laterals: A Case Report*
- Jack Goldberg, DDS** *Simulated Fatigue Resistance of CAD/CAM Composite Resin Overlays Cemented with Light Cure and Dual Cure Cements*
- Erika Gomez Magaña, DDS** *Implant and Dental Supported Complete Rehabilitation: Case Report*
- Richard Y. Hernandez, DDS** *Deformation Properties of CNC Milled Implant Frameworks Configuration: A Pilot Comparison Study*
- Karla Fabiola Jacome Gomez, DDS** *Workflow to Streamline the Process of Cured and Placing an Immediate Denture*
- Niwut Juntavee, DDS, CAGS, MSD, DScD** *Customized Orbital Prosthesis for Orbital Exenteration*  
*Ocular Prosthesis: A Case Report*  
*A Custom-Made Ocular Prosthesis for Management of Ocular Defect*  
*Influence of Surface Treatments and Primers on Shear Bond Strength of Resin Adhesive to Y-TZP Ceramic*

# Table Clinic Program

<b>Aram Kim, DMD</b>	<i>Objective and Subjective Comparisons of Abutment Material Effect on Peri-Implant Gingival Color and Perceived Esthetics: Spectrophotometric Analysis Versus Patient and Clinician Satisfaction</i>
<b>Hyun Min Kim, DDS</b>	<i>Importance of Proper Meso-Structure for the Success and Retention of Overdentures—Case Series</i>
<b>Jiyeon J. Kim, DMD</b>	<i>Micro-Computed Tomography of Tooth Volume Changes Following Post Removal</i>
<b>Chih-Chieh Liang, DDS</b>	<i>Guided Surgical Template as Meso-Structure for Implant Supported Overdenture</i>
<b>Elyce Link-Bindo, DMD</b>	<i>Restoration of the Edentulous Maxilla with an Implant-Supported Ceramometal Full Arch Fixed Dental Prosthesis</i>
<b>Jensy Yamileth Maldonado Jr., DDS</b>	<i>Alternative Treatment with Monolithic Zirconia in the Aesthetic Zone: Clinical Report</i>
<b>Margarita Ivonne Mandujano Campos, DDS</b>	<i>Prosthetic Rehabilitation of a Patient Class III Skeletal</i>
<b>Graham K. Meng, DDS</b>	<i>Effect of Biofilm on the Mechanical Properties and Repair Strength of Denture Acrylic</i>
<b>Rishi Modi, BDS</b>	<i>Full Mouth Rehabilitation in Patients with Congenital Anomalies—The Clinical Approach</i>
<b>Chanyasorn Munchukangwan, DDS</b>	<i>Prosthetic Rehabilitation of a Partial Maxillectomy Patient—A Case Report</i>
<b>Alejandro Muñoz, DDS</b>	<i>Complete Fixed Dental Implant Supported Prosthesis in Mandible</i>
<b>Wakana Oshiro</b>	<i>Promoting Effect of CaCl<sub>2</sub> Hydrothermal Treatment to Titanium Implant Surface for Epithelial Sealing</i>
<b>Oliver Pinto Martinez, DDS</b>	<i>A Patient With Hypohidrotic Ectodermal Dysplasia: A Prosthetic Challenge</i>
<b>Gelareh Ronaghi, DDS</b>	<i>Force to Failure of an Implant-Supported Fixed Detachable Prosthesis Reinforced with a Novel Glass Fiber Compared to Conventional Techniques</i>
<b>Evan Rosen, DMD</b>	<i>Provisional Nasal Prosthesis—A Case Report</i>
<b>José Eduardo Ruiz Carrillo Jr., DDS</b>	<i>Establishment of the Above Functional Guides Through Free Metal Crowns (Zirconia Dioxide)</i>
<b>Krysta L. Sellers, DMD</b>	<i>Retentive Force of Implant-Supported CAD/CAM Lithium Disilicate Crowns on Zirconia Custom Abutments Using Four Different Cements</i>
<b>Ryan Sheridan, DMD</b>	<i>The Marius Prosthesis Revisited</i>
<b>Ulises Alejandro Torres Sr., DMD</b>	<i>Immediate Loading of Two Dental Implants, in Mandibular Overdenture, with Locator® Attachment and Lingualized Occlusion</i>
<b>Minaal Verma, BDS</b>	<i>Oral Rehabilitation of a Child with Ectodermal Dysplasia</i>
<b>Lawrence Wallace, DDS</b>	<i>The Larell One Step Denture: Complete Dentures in a Single One-Hour Visit Without the Need for a Lab</i>
<b>Bin Yang, DMD, PhD</b>	<i>Rehabilitation of Edentulous Maxilla with Implant-Supported Ceramo-Metal Fixed Prosthesis</i>
<b>Chao Zhang</b>	<i>Designed Silk/Chitosan Scaffold with Seeded DFCs for Periodontal Ligament-Like Tissue Regeneration</i>
<b>Christiaan Zietsman, DDS</b>	<i>Effect of Sample Positioning and Tissues Proximity on Linear Measurements Performed on Cone-Beam CT Volumes</i>

This program is generously supported through an educational grant from



# APS Committees

## APS 2013 – 2014 STANDING COMMITTEES

### AUDITING & FINANCE COMMITTEE

*Dennis Stiles, DDS – Chair*

### BY-LAWS COMMITTEE

*David Reisberg, DDS – Chair*

### MEMBERSHIP COMMITTEE

*Francisco Cortes, DDS – Chair*

### CONTINUING EDUCATION COMMITTEE

*Steven Sadowsky, DDS – Chair*

### COMMUNICATIONS COMMITTEE

*Heeje Lee, DDS – Chair*

### PROFESSIONAL AWARDS COMMITTEE

*Carlo Marinello, Dr. Med. Dent., MS*

## APS 2013 – 2014 APPOINTED COMMITTEES

### NOMINATING COMMITTEE

*James Hudson, DMD – Chair*

### ANNUAL MEETING COMMITTEE

*John Ball, DDS – Chair*

*Nels Ewoldsen, DDS, MSD – 2014 Program Chair*

*Salvatore Esposito, DMD – Executive Director*

*Danny Roberts, CDT – Table Clinic Chair*

### CORPORATE RELATIONS COMMITTEE

*Arun Sharma, DDS – Chair*

*Joseph Huryn, DDS – Grad Prosthodontic Chair*

*Maira Twitty – Central Office*

*Rachel Walsh, CMP – Central Office*

## 2013 – 2014 AD HOC COMMITTEES

### PROSTHODONTIC FORUM REPRESENTATIVES

*Carlo Ercoli, DDS*

*Steven Sadowsky, DDS*

## Past Presidents

Ralph L. Christy 1930\*  
J.C. McDowell 1931\*  
Field Farrar 1932\*  
H.V. Cottrell 1933\*  
E. Leslie Eames 1934\*  
Clyde H. Schuyler 1935\*  
G.E. Tilton 1936\*  
J. Ben Herring 1937\*  
Homer Simpson 1938\*  
Bert Hooper 1939\*  
Luzerne Jordan 1940\*  
Merrill Swenson 1941\*  
L. Langdon Sheffield 1942–46\*  
Louis S. Block 1946–48\*  
Wilfred H. Terrell 1949\*  
John W. Geller 1950\*  
Harold L. Harris 1951\*  
John R. Wallace 1952\*  
Chester Perry 1953\*  
Victor L. Steffel 1954\*  
Cecil H. Bliss 1955\*  
Samuel S. Cohen 1956\*  
Arthur L. Roberts 1957\*  
Fred N. Harris 1958\*  
Carl T. Ostrem 1959\*  
Lindsey D. Pankey 1960\*  
Lamar Harris 1961\*  
Homer C. Vaughan 1962\*  
Alfred E. Smith 1963\*  
Gus J. Perdigon 1964\*  
Frank A. Farrell 1965\*  
Leon W. Berger 1966\*  
Frank J. Losey 1967\*  
Walter S. Warpeha 1968\*  
Ira E. Klein 1969\*  
E.C. Kelley Geiger 1970\*  
Robert B. Underwood 1971  
Judson C. Hickey 1972\*  
Arthur E. Aull 1973\*  
Philip M. Jones 1974\*

James V. Giordano 1975\*  
Dayton D. Krajicek 1976\*  
Edward J. Fredrickson 1977\*  
Daniel H. Gehl 1978\*  
Harold R. Ortman 1979  
Charles J. Ray 1980\*  
Howard J. Harvey 1981\*  
James B. Lepley 1982\*  
Robert H. Sprigg 1983\*  
William H. Pruden II 1984\*  
Robert W. Shippee 1985  
William H. McClure 1986\*  
Charles S. Paraskis 1987\*  
Dewey H. Bell, Jr. 1988\*  
Edward J. Kozak 1989\*  
Malcolm E. Boone 1990\*  
A. Albert Yurkstas 1991\*  
William R. Harkins 1992\*  
William A. Jennings 1993  
Alan C. Keyes 1994  
Kenneth D. Rudd 1995\*  
George E. Smutko 1996  
Charles C. Swoope 1997\*  
Douglas C. Wendt 1998\*  
Karl J. Foose 1999  
Ronald H. Jarvis 2000  
Gerald N. Graser 2001  
Joseph E. Grasso 2002  
Robert L. Schneider 2003  
John D. Jones 2004  
Gary R. Goldstein 2005  
Dennis J. Stiles 2006  
Harold W. Preiskel 2007  
Lee M. Jameson 2008  
Baldwin W. Marchack 2009  
Salvatore Esposito 2010  
Carlo Ercoli 2011  
Carlo Marinello 2012  
James Hudson 2013

\* Deceased

# American Prosthodontic Foundation

## INAUGURAL SILENT AUCTION

We are excited to announce that APS, in conjunction with the American Prosthodontic Foundation, is hosting its first Silent Auction at this year's Annual Meeting. Serving as a mechanism for raising funds to benefit APS's educational activities, we encourage everyone to participate and help us make this event a great success.

The auction will be located in the general session foyer during the following times:

### **THURSDAY, FEBRUARY 20**

7 a.m. – 7:30 p.m.

### **FRIDAY, FEBRUARY 21**

7 a.m. – 10:35 a.m.

Auction closes: 10:35 a.m.

Check out and item pickup: 10:35 a.m. – 1 p.m.

We encourage all attendees to support the APS and the Foundation through this exciting new program!

## 2013 AMERICAN PROSTHODONTIC – FOUNDATION SUPPORTERS

THE AMERICAN PROSTHODONTIC FOUNDATION WISHES TO THANK  
THE FOLLOWING DONORS FOR THEIR SUPPORT IN 2013:

**Jiro Abe, DDS**

**Leo Baranowski, DDS**

**Izchak Barzilay, DDS, MS**

**Antonio Bello, DDS**

**Christina Brand, DMD**

**Theodore Brasky, DDS**

**Norton Duckmanton, MDS, FRADS**

**Carlo Ercoli, DDS**

**Salvatore J. Esposito, DMD**

**Nels Ewoldsen, DDS, MSD**

**David Fritz, DDS**

**Jennifer Fritz, DDS**

**Lloyd Landa, DDS**

**Ferdinand Nuerohri, DMD**

**Charles Puglisi, DMD**

**John Scarola, DDS**

**Dennis Stiles, DDS**

For more information on the American Prosthodontic Foundation, or to make a contribution, please contact Dr. Dennis Stiles, President, at [dstiles5@comcast.net](mailto:dstiles5@comcast.net).





# Do You Need To Bond To Zirconia?



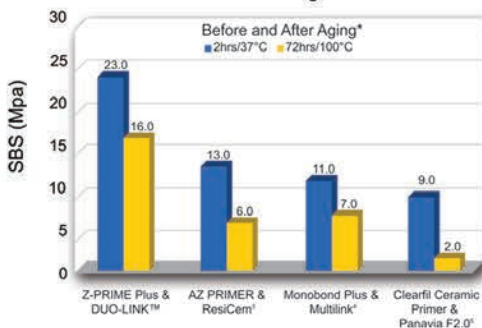
**"Z-PRIME™ Plus is our material of choice to use when we want to adhesively bond zirconia restorations. No other Zirconia bonding system performed as well in our soon to be published in-vitro research."**

*Dr. Edward McLaren, Los Angeles, CA*

☒ **YES!**

- Z-PRIME Plus enhances adhesion to:
  - ☒ Zirconia crowns, onlays, & bridges (eg. BruxZir<sup>1</sup>, Zir-MAX<sup>2</sup>, etc.)
  - ☒ Metal alloys & alumina
- Literature Supports Bonding For:
  - ☒ Short crown preps
  - ☒ Decreasing the need for excessive tooth preparation
  - ☒ Tooth preparations that are compromised
  - ☒ Zirconia-based Maryland bridges

Shear Bond Strength to Zirconia



  
**BISCO**  
www.bisco.com

ORDER DIRECT FROM BISCO!

# 1-800-247-3368

# SAVE THE DATE

---

87th ANNUAL MEETING OF  
THE AMERICAN PROSTHODONTIC SOCIETY

FEBRUARY 19-20, 2015 • SWISSÔTEL • CHICAGO, IL

## APS 2015 INVITED SPEAKER LISTING

### THE RESTORATIVE SPECTRUM

Dr. August Bruguera  
Dr. Daniel Galindo  
Dr. Oscar Gonzalez  
Dr. Thomas Graber  
Dr. Ace Jovanoski  
Dr. Gregory Kinzer  
Dr. John Kois  
Dr. Tal Morr

Dr. Carlo Marinello  
Dr. Robert Naples  
Dr. Keith Phillips  
Dr. Andrea Ricci  
Dr. José Carlos Martins da Rosa  
Dr. Oswaldo Scopin  
Dr. Alejandro Treviño

